



Specification

Nominal size

DN65

Tank connection

Flanged: 4 x 18mm slots equi-spaced on a 145.0/152.4 min/max PCD. 1/4" BSP gauge connection

Set pressure

From 0.15 Bar to 4.8 Bar

Materials

Contact parts: 316 stainless steel

Pressure O ring: Fortyt

Alternatives are available, refer to the Design Options page

Design Conditions

Weight:	5.8 Kg
Design Pressure (MAWP):	5.2 Bar
Test Pressure:	10.1 Bar
Design Temperature Min:	-55°C
Design Temperature Max:	200°C

NOTE: The working temperature of the pressure O ring can change the design temperature limits. The Design Conditions and Section View dimensions are for the specified part number only.

Design Codes

Design Approval by Lloyds Register of Shipping

WARNING: If you install an approved relief valve accessory item, e.g. a flame arrester, cowl, burst disc or baffle, it will decrease the air flow capacity of the relief valve. Thus, you must calculate again to make sure that the decreased air flow capacity will give sufficient protection to your vessel/system. Please refer to Fort Vale for more information.

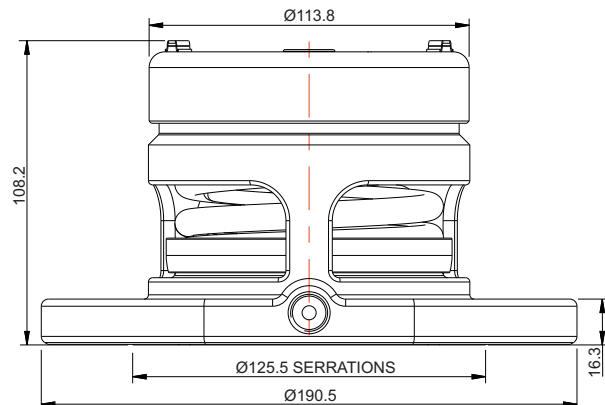
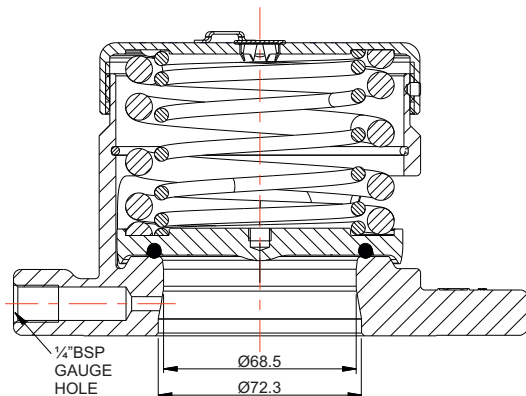
Range

Description	Part No.
Standard valve	013/1XXX006SL
Body with gauge protection bar	013/1XXX006SLGP

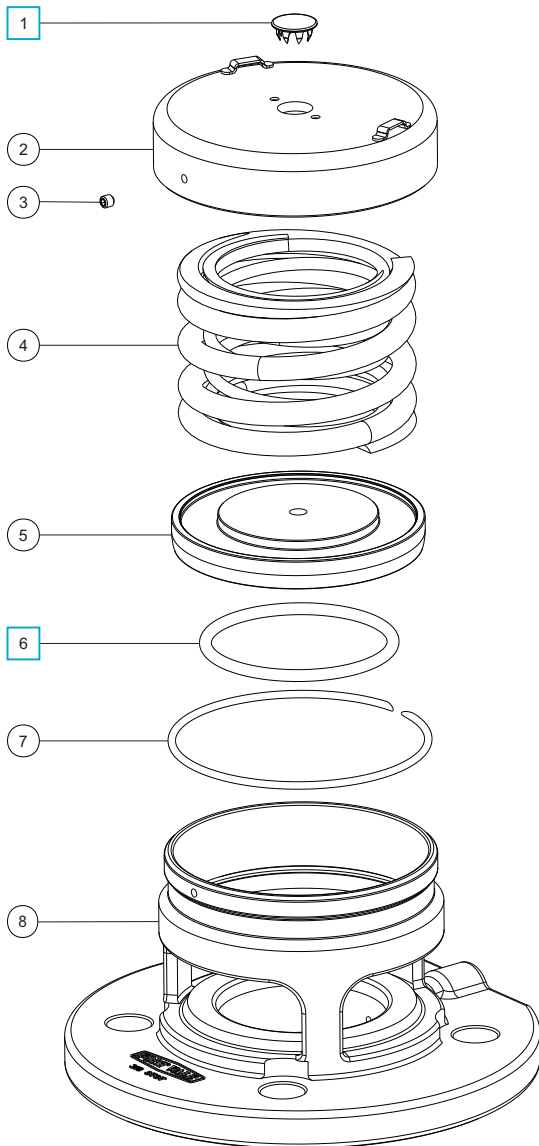
Related Parts

Description	Part No.
0-7 Bar pressure gauge, brass internal parts	921/07BBSP
0-7 Bar pressure gauge, stainless steel internal parts	920/07BBSP
Flame arrester *Warning	176/2900
M16 stud kit: 150 & 152.4 PCD	311/3700
M16 cap screw bolt kit: 145 & 146 PCD	311/3785

Section View



Parts Drawing



Parts List

Item	Description	Part No.
1	Stainless steel plug	10978 <input type="checkbox"/>
2	Cap	1760/000565
3	Anti-tamper screw	5121-001
4	Pressure spring	Refer to Table 1
5	Pressure plate *Note	1860/005X65
6	Fortyt pressure O ring	5005-101 <input type="checkbox"/>
7	Retaining ring clip	5120-067
8	Body	1860/06SL

NOTE: The valve specification changes the Part No.

Table 1

Std. Pressure Settings	Pressure Spring Part No.
2.19 Bar	6104-0252
3.31 Bar	6104-0112 & 6104-0252
3.71 Bar	6104-0422 (Pair)
4.40 Bar	6104-0485 (Pair)

Pressure springs are available from 0.15 Bar to 4.8 Bar

Seal Kit

Description	Part No.
All parts marked <input type="checkbox"/> in the Parts List	000/1PSK



Specification

Nominal size

DN65

Tank connection

Flanged: 4 x 18mm slots equi-spaced on a 145.0/152.4 min/max PCD. 1/4" BSP gauge connection

Set pressure

From 0.15 Bar to 4.8 Bar

Set vacuum

From 2 kPa to 88 kPa

Materials

Contact parts: 316 stainless steel

Pressure O ring: Fortyt

Alternatives are available, refer to the Design Options page

Design Conditions

Weight:	6.9 Kg
Design Pressure (MAWP):	5.2 Bar
Test Pressure:	10.2 Bar
Design Temperature Min:	-55°C
Design Temperature Max:	200°C

NOTE: The working temperature of the pressure and vacuum O rings can change the design temperature limits. The Design Conditions and Section View dimensions are for the specified part number only.

Design Codes

Design Approval by Lloyds Register of Shipping

WARNING: If you install an approved relief valve accessory item, e.g. a flame arrester, cowl, burst disc or baffle, it will decrease the air flow capacity of the relief valve. Thus, you must calculate again to make sure that the decreased air flow capacity will give sufficient protection to your vessel/system. Please refer to Fort Vale for more information.

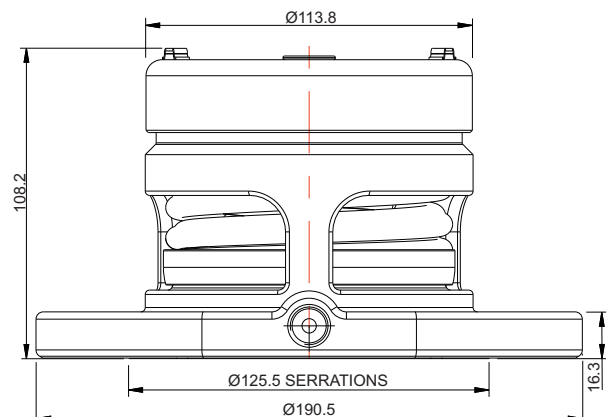
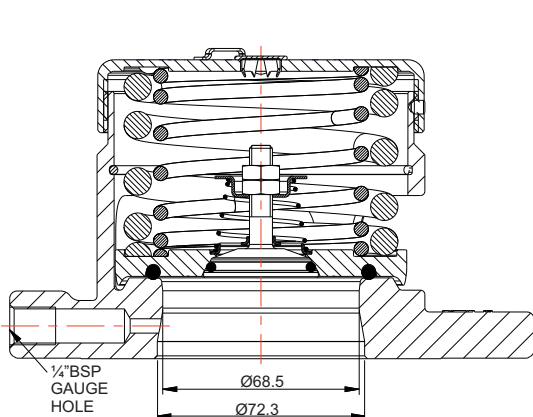
Range

Description	Part No.
Standard valve	013/1XXXXX6SL

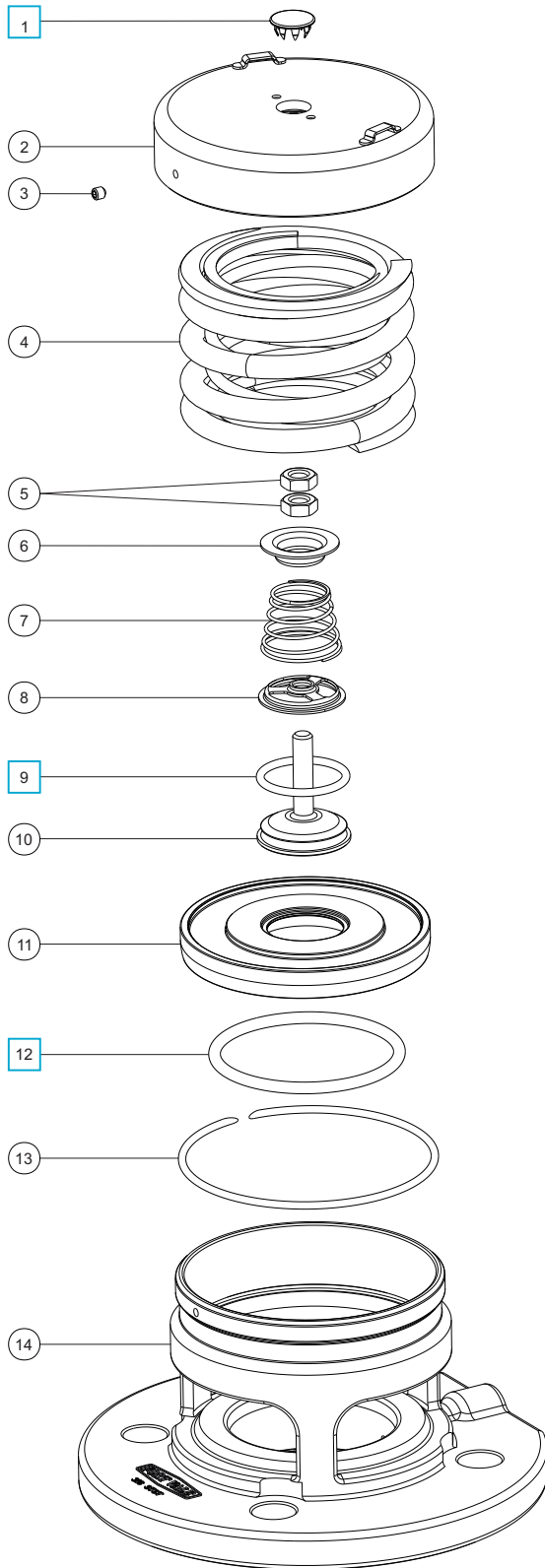
Related Parts

Description	Part No.
0-7 Bar pressure gauge, brass internal parts	921/07BBSP
0-7 Bar pressure gauge, stainless steel internal parts	920/07BBSP
Flame arrester *Warning	176/2900
M16 stud kit: 150 & 152.4 PCD	311/3700
M16 cap screw bolt kit: 145 & 146 PCD	311/3785

Section View



Parts Drawing



Parts List

Item	Description	Part No.
1	Stainless steel plug	10978 <input type="checkbox"/>
2	Cap *Note	1760/0005XX
3	Anti-tamper screw	5121-001
4	Pressure spring	Refer to Table 1
5	M8 nut (2)	5112-004
6	Vacuum spring pad	1860/0005
7	Vacuum spring	Refer to Table 2
8	Spring pad	10986/3
9	Fortyt vacuum O ring	5005-108H <input type="checkbox"/>
10	Vacuum poppet	10983V/3
11	Pressure plate *Note	1860/005XXX
12	Fortyt pressure O ring	5005-101 <input type="checkbox"/>
13	Retaining ring clip	5120-067
14	Body	1860/06SL

NOTE: The valve specification changes the Part No.

Table 1

Std. Pressure Settings	Pressure Spring Part No.
2.19 Bar	6104-0252
3.31 Bar	6104-0112 & 6104-0252
3.71 Bar	6104-0422 (Pair)
4.40 Bar	6104-0485 (Pair)

Pressure springs are available from 0.15 Bar to 4.8 Bar

Table 2

Std. Vacuum Setting	Vacuum Spring Part No.
10 kPa	7104-006
21 kPa	7104-012

Vacuum springs are available from 1 kPa to 88 kPa

Seal Kit

Description	Part No.
All parts marked <input type="checkbox"/> in the Parts List	000/1PVSK