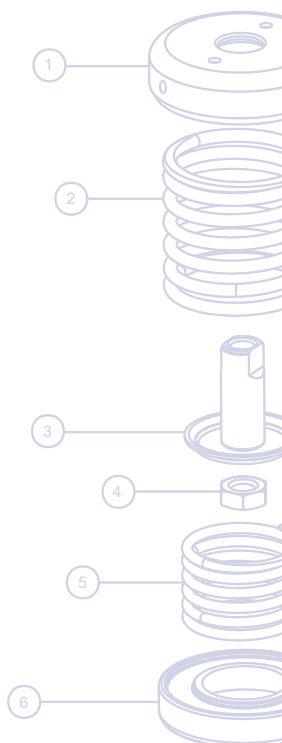




# GENERAL RELIEF VALVE CATALOGUE //

REVISION\_02.05.17



The Fort Vale  
Range of  
Steam, Minnow,  
Twinact & Uniact  
Relief Valves

## 3/4" STEAM RELIEF VALVES //

- » 3/4" BSPT Steam Tell-Tale Valve 1
- » 3/4" BSPT Steam Relief Valve 2

## 1" BSP MINNOW RELIEF VALVES //

- » Pressure Only 3/4
- » Pressure/Vacuum 5/6
- » Pressure/Vacuum with Ventlock Device 7/8

## UNIACT RELIEF VALVES //

- » 1½" BSP Pressure Only 9
- » 1½" BSP Vacuum Only 10
- » 1½" Vacuum Only - 50mm DIN11851 connection 11
- » 2" BSP Vacuum Only 12
- » 2" Vacuum Only - 65mm DIN11851 connection 13

## 1½" BSP TWINACT RELIEF VALVES //

- » Pressure Only 15/16
- » Pressure/Vacuum 17/18
- » 1½" Pressure/Vacuum - 50mm DIN11851 connection 19/20

## 2½" BSP TWINACT RELIEF VALVES //

- » Pressure Only 21/22
- » Pressure/Vacuum 23/24
- » 2½" Pressure/Vacuum - 80mm DIN11851 connection 25/26

## RELIEF VALVE ANCILLARIES //

- » Burst Disc Adaptor 27
- » Clamped Gauze 27
- » DIN11851 Socket & Nut 27
- » Maintenance Tools 28
- » Pressure Gauge 28
- » Weld-in Socket & Nipple 28

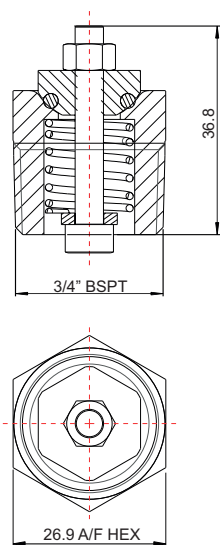


**3/4" BSPT Steam Tell-Tale Valve** - 3/4" BSPT (taper) male connection. Suitable for a pressure range of between 3 to 150 PSI (0.21 - 10.34 bar). Contact parts manufactured in 316 stainless steel fitted with Viton seal as standard.

**Options** - extended body version. 3/4" NPT threaded connection available.

## Fitting Details

Example shown : 56/0XXX0



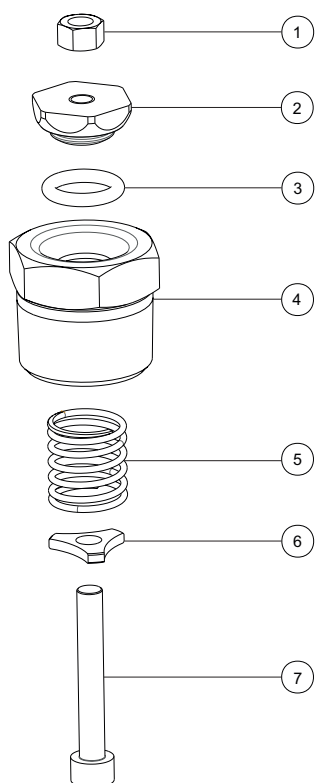
## Specification

Weight	0.1 Kg
Design Pressure (MAWP)	10.3 Bar (150 PSI)
Design Temperature	200°C (392°F)

## Range

Part No.	Description
56/0XXX0	3/4" BSPT Steam Tell-Tale Valve
52/0XXX0	3/4" NPTM Steam Tell-Tale Valve

## Parts Drawing



Item	Description	Part No.
1	M5 nut	5112-010
2	Poppet head	54/00003
3	Viton O ring	5005-650
4	Body	54/00001
5	Spring *See Note	5104-XXXXA
6	Spring locator	54/00002
7	M5 cap screw	5111-128

Note : Part number varies according to specification.

Visual inspection and service (where necessary) is recommended on a regular basis.

In-house test certificates confirming valve settings and serial numbers are supplied as standard.

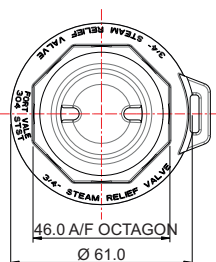
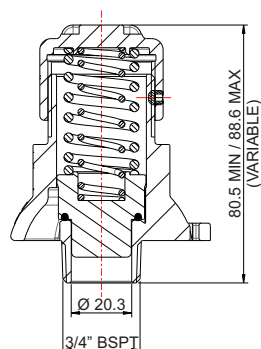


3/4" BSPT Steam Relief Valve - 3/4" BSPT (taper) male connection. Suitable for a pressure range of between 15 to 220 PSI (1.03 to 15.17 Bar). Contact parts manufactured in stainless steel fitted with Viton GF seal as standard.

Options - 3/4" NPT threaded connection available. Available with CE marking to PED.

## Fitting Details

Example shown : 58/0XXX00



## Specification

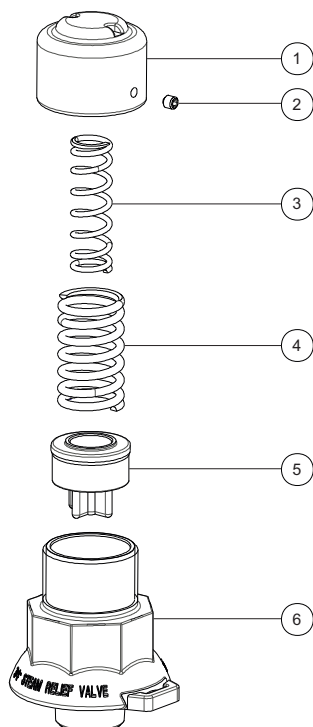
Weight	0.6 Kg
Design Temperature	-20°C to 200°C (-4°F to 392°F)

 Operating Instructions available - OPIN10

## Range

Part No.	Description
58/0XXX00	3/4" BSPT steam relief valve
CE58/0XXX00	3/4" BSPT steam relief vlv with CE mark
58/0XXX00NPT	3/4" NPT steam relief valve

## Parts Drawing



Item	Description	Part No.
1	Cap	58/03650
2	Setscrew	5121-001
3	Inner spring <b>*See Note</b>	5104-90XX
4	Outer spring <b>*See Note</b>	5104-9XXX
5	Poppet assembly with Viton GF seal <b>*See Note</b>	58/0362X
6	Body	58/03640

**NOTE** : Inner/outer spring part numbers and poppet assembly part number varies depending upon valve set pressure.

Visual inspection and service (where necessary) is recommended on a regular basis.

In-house test certificates confirming valve settings and serial numbers are supplied as standard.



**1" BSP Minnow IBC Relief Valve** - 1" BSP male connection. Suitable for a pressure range of between 1 - 45 PSI (0.07 - 3.10 Bar). Contact parts manufactured in 316 stainless steel fitted with Viton seals as standard. Complete with PTFE tank seal.

**Options** - combined pressure/vacuum version. Alternative seal materials available. Manual vent button option. Ventlock option. 1" BSP female connection available. 1"NPT version.

## Specification

Weight	0.18 Kg
Seal Temperature Range :	
Viton	-20°C to +200°C
Perfluoroelastomer	-15°C to +240°C
EPDM	-20°C to +150°C
Silicone	-20°C to +200°C

 Operating Instructions available - OPIN05

Test certificates supplied as standard.

Visual inspection and service (where necessary) is recommended on a regular basis.

## Range

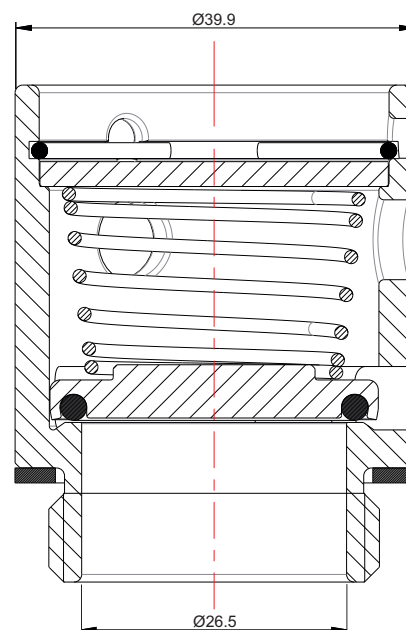
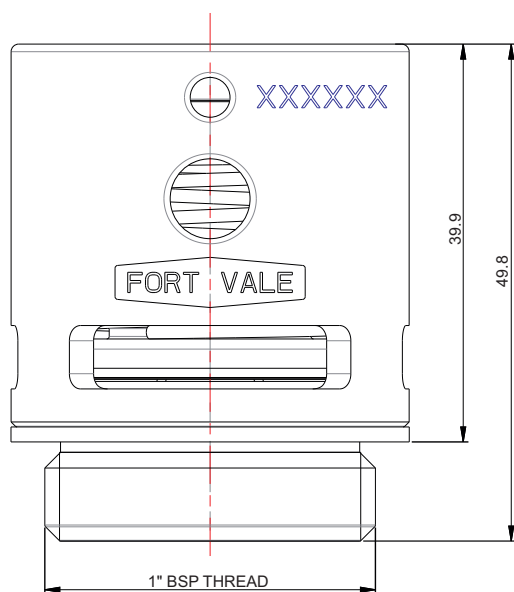
Part No.	Description
65/XXX00	1" BSPM standard valve
65/XXX00NPT	1" NPT standard valve
65B/XXX00	1" BSPM valve with manual vent button
65BT/XXX00	1" BSPM valve with manual vent button & TIR facility
68/XXX00	1" BSPM valve with manual vent button & ventlock facility
66/XXX00	1" BSPF standard valve
69/XXX00	1" BSPF valve with manual vent button & ventlock facility

## Associated Parts

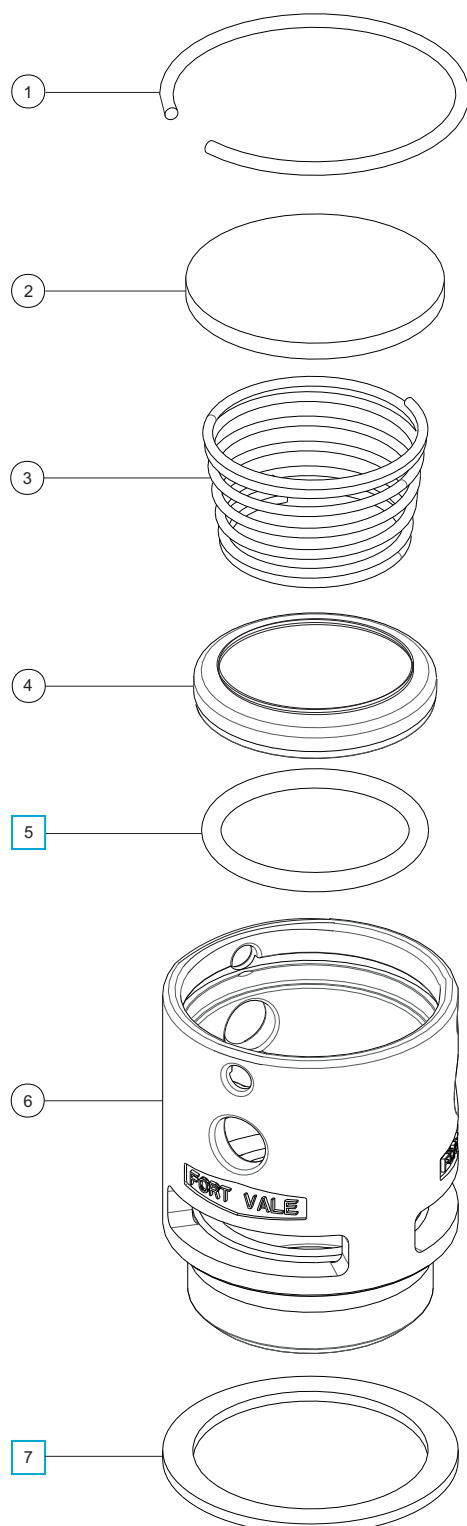
Part No.	Description
600/1025	1" tank weld-in socket
600/1026	1" tank weld-in nipple
179/0300	1" clamped type gauze ring

## Fitting Details

Example shown 65/XXX00



## Parts drawing



Item	Description	Part No.
1	Retaining clip (below 10 PSI/0.69 Bar)	5120-015
	Retaining clip (above 10 PSI/0.69 Bar)	5120-021
2	Top cap	179/0010
3	Pressure spring <b>See Table 1</b>	5104-XXX
4	Pressure plate <b>See NOTE</b>	179/0050XX
5	Pressure o ring <b>See Table 2 &amp; NOTE</b>	5005-XXX <input type="checkbox"/>
6	Body	179/0100
7	PTFE gasket	5005-553 <input type="checkbox"/>

### SEAL KIT

Part number **65/XPSK** contains all parts marked ☐  
(Part number varies according to seal material).

**NOTE** - Special tooling is necessary to peen a pressure O ring into a pressure plate. If you need a spare pressure O ring or pressure plate, we recommend that you order a pressure plate with a factory-fit O ring (**See Table 2**).

**TABLE 1**

Common Pressure Settings	Pressure Spring Part No.
3 PSI (0.21 Bar)	5104-653
6 PSI (0.41 Bar)	5104-656
9 PSI (0.62 Bar)	5104-659
30 PSI (2 Bar)	5104-695

Pressure springs are available from 1 PSI (0.07 Bar) to 45 PSI (3.10 Bar)

**TABLE 2 - See NOTE**

Seal Material	Pressure o ring	Pressure plate with o ring
Viton	5005-552	179/0050VS
EPDM	5005-651	179/0050ES
Perfluoroelastomer	5005-585	179/0050PERS
Silicone	5005-615	179/0050SS





**1" BSP Minnow IBC Relief Valve** - 1" BSP male connection. Suitable for a pressure range of between 1 - 45 PSI (0.07 - 3.10 Bar) and a vacuum range of between 0.5" - 7" Hg (0.02 - 0.24 Bar). Contact parts manufactured in 316 stainless steel fitted with Viton seals as standard. Complete with PTFE tank seal.

**Options** - pressure only version. Alternative seal materials available. Manual vacuum vent button option. Ventlock option. 1" BSP female connection available. 1" NPT version.

## Specification

Weight	0.2 Kg
Seal Temperature Range:	
Viton	-20°C to +200°C
Perfluoroelastomer	-15°C to +240°C
EPDM	-20°C to +150°C
Silicone	-20°C to +200°C

 Operating Instructions available - OPIN05

Test certificates supplied as standard.

Visual inspection and service (where necessary) is recommended on a regular basis.

## Range

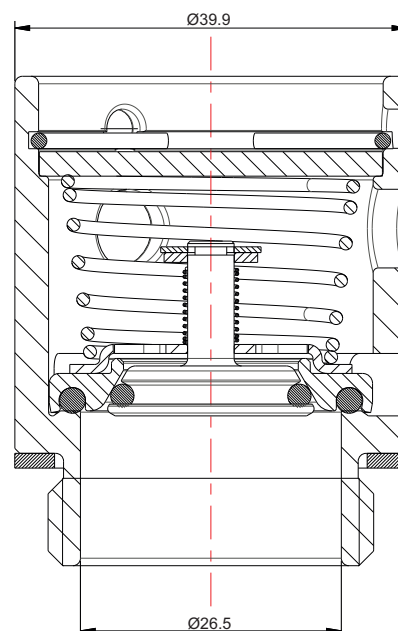
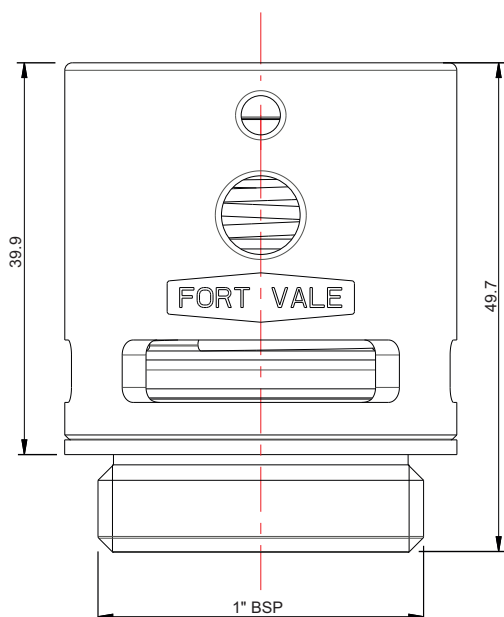
Part No.	Description
65/XXXXXX	1" BSPM standard valve
65/XXXXXXNPT	1" NPT standard valve
65B/XXXXXX	1" BSPM valve with manual vent button
65BT/XXXXXX	1" BSPM valve with manual vent button & TIR facility
68/XXXXXX	1" BSPM valve with manual vent button & ventlock facility
66/XXXXXX	1" BSPF standard valve
69/XXXXXX	1" BSPF valve with manual vent button & ventlock facility

## Associated Parts

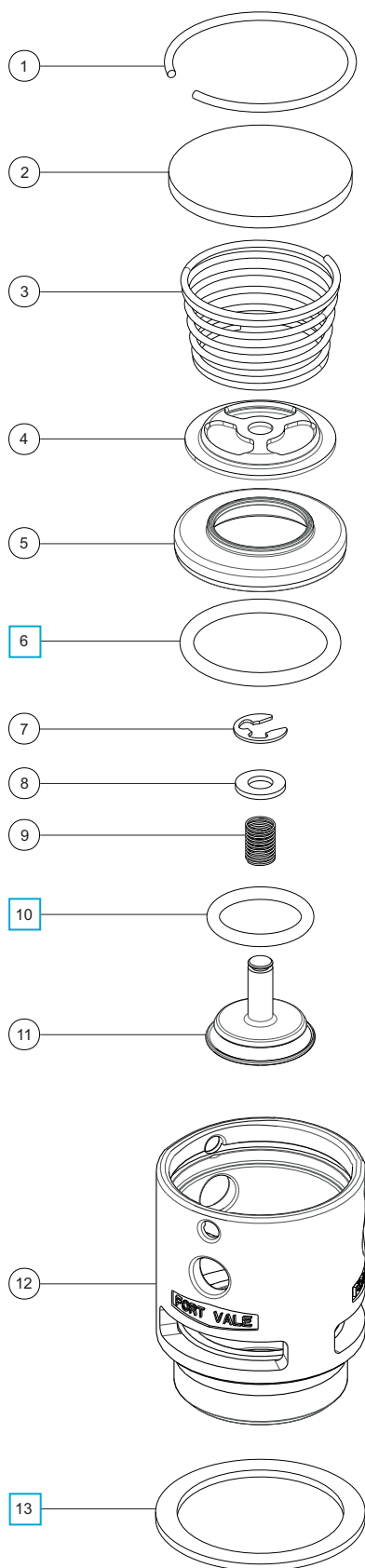
Part No.	Description
600/1025	1" tank weld-in socket
600/1026	1" tank weld-in nipple
179/0300	1" clamped type gauze ring

## Fitting Details

Example shown 65/XXXXXX



## Parts drawing



Item	Description	Part No.
1	Retaining clip (below 10 PSI/0.69 Bar)	5120-015
	Retaining clip (above 10 PSI/0.69 Bar)	5120-021
2	Top cap	179/0010
3	Pressure spring <b>See Table 1</b>	5104-XXX
4	Poppet guide	179/0055
5	Pressure plate <b>See NOTE</b>	179/0040XX
6	Pressure o ring <b>See Table 3 &amp; NOTE</b>	5005-XXX <input type="checkbox"/>
7	Circlip	5120-002
8	Plain washer	5113-017
9	Vacuum spring <b>See Table 2</b>	5104-XXX
10	Vacuum o ring <b>See Table 3</b>	5005-XXX <input type="checkbox"/>
11	Vacuum poppet	179/0020
12	Body	179/0100
13	PTFE gasket	5005-553 <input type="checkbox"/>

## SEAL KIT

Part number **65/XPVSK** contains all parts marked ☐  
(Part number varies according to seal material).

**NOTE** - Special tooling is necessary to peen a pressure O ring into a pressure plate. If you need a spare pressure O ring or pressure plate, we recommend that you order a pressure plate with a factory-fit O ring (See Table 4).

TABLE 1

Common Pressure Settings	Pressure Spring Part No.
3 PSI (0.21 Bar)	5104-653
6 PSI (0.41 Bar)	5104-656
9 PSI (0.62 Bar)	5104-659

Pressure springs are available from 1 PSI (0.07 Bar) to 45 PSI (3.10 Bar)

TABLE 2

Common Vacuum Setting	Vacuum Spring Part No.
1" Hg (0.03 Bar)	5104-671

Vacuum springs are available from 0.5"Hg (0.02 Bar) to 7"Hg (0.24 Bar)

TABLE 3 - See **NOTE**

Seal Material	Pressure Seal	Vacuum Seal
Viton	5005-552	20361
EPDM	5005-651	5005-652
Perfluoroelastomer	5005-585	5005-586
Silicone	5005-615	5005-614

TABLE 4

Seal Material	Pressure plate with o ring
Viton	179/0040VS
EPDM	179/0040ES
Perfluoroelastomer	179/0040PERS
Silicone	179/0040SS





1" BSP Minnow Ventlock IBC Relief Valve - 1" BSP male connection. Suitable for a pressure range of between 1 - 9 PSI (0.07 - 0.62 Bar) and a vacuum range of between 0.5" - 7" Hg (0.02 - 0.24 Bar). Contact parts manufactured in 316 stainless steel fitted with Viton seals as standard. Complete with manual vent button, ventlock facility and PTFE tank seal.

The locking bracket can only be used at pressures of 9 PSI and below. For greater pressures, a valve without the locking bracket is required (See REL019 & REL020)

**Options** - Alternative seal materials available. 1" BSP Female thread connection available. 1" NPT version.

## Specification

Weight	0.2 Kg
Seal Temperature Range :	
Viton	-20°C to +200°C
Perfluoroelastomer	-15°C to +240°C
EPDM	-20°C to +150°C
Silicone	-20°C to +200°C

Test certificates supplied as standard.

Visual inspection and service (where necessary) is recommended on a 6 monthly basis.

## Range

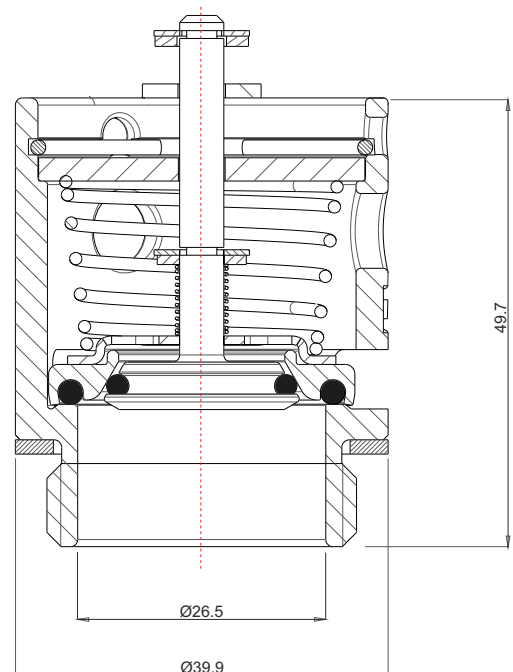
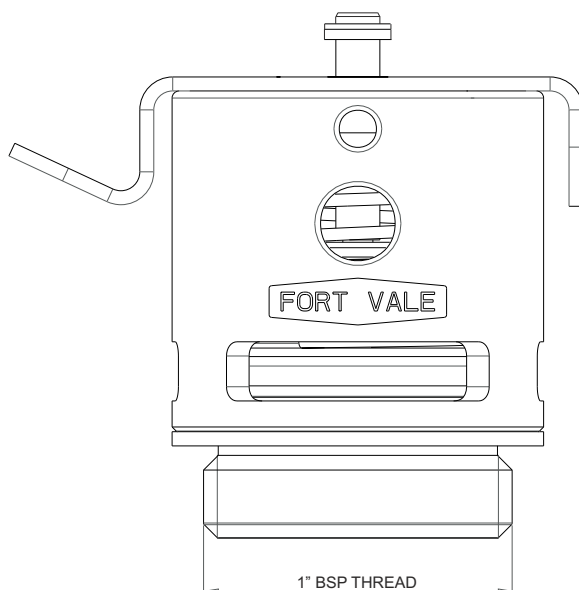
Part No.	Description
65/XXXXXX	1" BSPM standard valve
65/XXXXXXNPT	1" NPT standard valve
65B/XXXXXX	1" BSPM valve with manual vent button
65BT/XXXXXX	1" BSPM valve with manual vent button & TIR facility
68/XXXXXX	1" BSPM valve with manual vent button & ventlock facility
66/XXXXXX	1" BSPF standard valve
69/XXXXXX	1" BSPF valve with manual vent button & ventlock facility

## Associated Parts

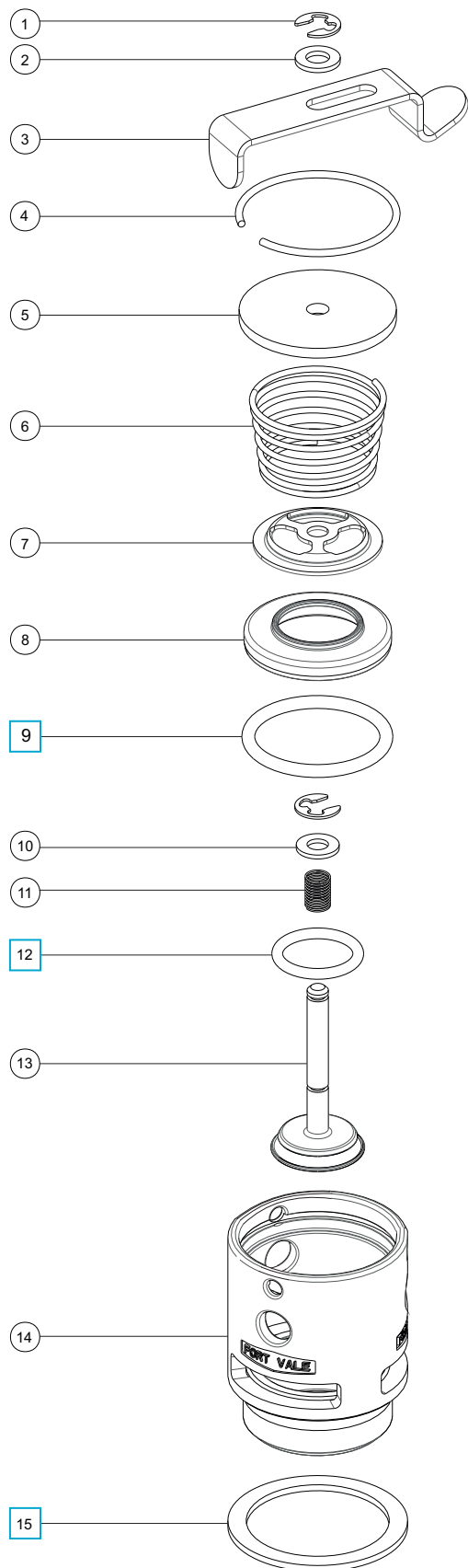
Part No.	Description
600/1025	1" Tank weld-in socket
600/1026	1" Tank weld-in nipple
179/0300	1" Clamped type gauze ring

## Fitting Details

Example shown 68/XXXXXX



## Parts drawing



Item	Description	Part No.
1	Circlip (2)	5120-002
2	Plain washer	5113-015
3	Locking bracket	179/0150
4	Retaining clip (below 20 PSI/1.38 Bar)	5120-015
5	Top cap	179/0060
6	Pressure spring <b>See Table 1</b>	5104-XXX
7	Poppet guide	179/0055
8	Pressure plate <b>See NOTE</b>	179/0040XX
9	Pressure o ring <b>See Table 3 &amp; NOTE</b>	5005-XXX <input type="checkbox"/>
10	Plain washer	5113-017
11	Vacuum spring <b>See Table 2</b>	5104-XXX
12	Vacuum o ring <b>See Table 3</b>	5005-XXX <input type="checkbox"/>
13	Vacuum poppet	179/0090
14	Body	179/0100
15	PTFE gasket	5005-553 <input type="checkbox"/>

## SEAL KIT

Part number **65/XPVSK** contains all parts marked ☐  
(Part number varies according to seal material).

**NOTE** - Special tooling is necessary to peen a pressure O ring into a pressure plate. If you need a spare pressure O ring or pressure plate, we recommend that you order a pressure plate with a factory-fit O ring (**See Table 4**).

TABLE 1

Common Pressure Settings	Pressure Spring Part No.
3 PSI (0.21 Bar)	5104-653
6 PSI (0.41 Bar)	5104-656
9 PSI (0.62 Bar)	5104-659

Pressure springs are available from 1 PSI (0.07 Bar) to 9 PSI (0.62 Bar)

## PLEASE NOTE!

The locking bracket can only be used at pressures of 9 PSI and below. For greater pressures, a valve without the locking bracket is required. (See REL019 & REL020)

TABLE 2

Common Vacuum Setting	Vacuum Spring Part No.
1" Hg (0.03 Bar)	5104-671

Vacuum springs are available from 0.5"Hg (0.02 Bar) to 7"Hg (0.24 Bar)

TABLE 3 - See **NOTE**

Seal Material	Pressure O ring	Vacuum O Ring
Viton	5005-552	20361
EPDM	5005-651	5005-652
Perfluoroelastomer	5005-585	5005-586
Silicone	5005-615	5005-614

TABLE 4

Seal Material	Pressure plate with o ring
Viton	179/0040VS
EPDM	179/0040ES
Perfluoroelastomer	179/0040PERS
Silicone	179/0040SS



Part Number Illustrated: 47/XXX00A

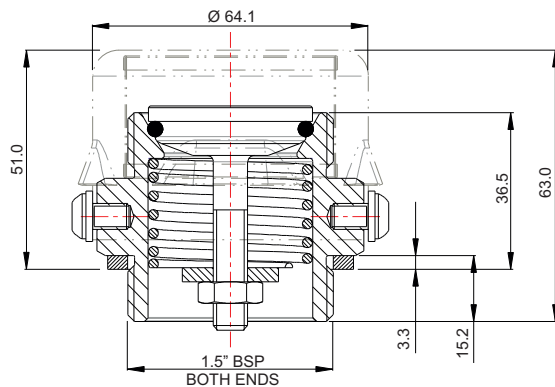
## Specification

Weight 0.6 Kg

**i** Operating Instructions available - OPIN08

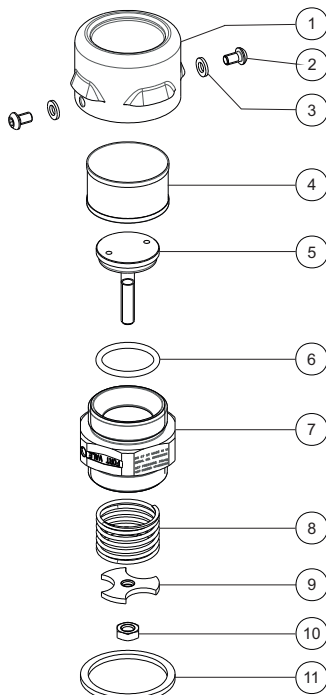
## Fitting Details

Example shown 47/XXX00AX



## Parts Drawing

Part Number Illustrated : 47/XXX00AGZ



Test certificate supplied as standard. Visual inspection and service (where necessary) is recommended on a regular basis.

**1½" BSP Uniact Relief Valve** - 1½" BSP male connection. Suitable for a pressure range of between 1 - 72 PSI (0.07 - 4.97 bar). Single acting valve - pressure only. Contact parts manufactured in 316 stainless steel fitted with Fortyt seal (FEP encapsulated silicone O ring) as standard. Complete with CNAF tank seal.

**Options** - optional cowl/gauze. Vacuum only version. Alternative connections: 1¼" BSP, 2" BSP, 50mm DIN11851, flanged. Alloy C276 valve. Viton, EPDM, Perfluoroelastomer and High Temperature Fortyt O rings available. PTFE tank seal.

## Range

Part No.	Description
47/XXX00A	1½" BSP standard valve
47/XXX00AC	1½" BSP with cowl
47/XXX00AGZ	1½" BSP with cowl & gauze
47M/XXX00A	50mm DIN11851 connection
47H/XXX00AX	1½" BSP Alloy C276 valve
47V/XXX00A	1½" BSP PTFE tank seal

## Associated Parts

Part No.	Associated Parts
600/1010	1½" tank weld-in socket
176/2660	50mm DIN 11851 weld-in socket
176/2670	50mm DIN 11851 fitting nut
10217/1	Pressed stainless steel cap
10217/1GZ	Pressed stainless steel cap with gauze

Item	Description	Part No.
1	Cap	10217/1
2	M6 button screw (2)	5111-611
3	M6 spring washer (2)	5113-008
4	Gauze ring	10204
5	Poppet	10983V
6	O ring (see Table 2)	5005-XXX
7	Body	10213
8	Spring (see Table 1)	5104-XXX
9	Spring pad	10215
10	M8 half nut	5112-004
11	CNAF gasket tank seal	5005-011

Table 1

Pressure Setting	Pressure Spring
30 PSI	5104-630

Table 2

O ring Material	Temp. Range	Pressure Seal
Viton	-20°C to +200°C	5005-107
Fortyt	-55°C to +200°C	5005-108H
Perfluoroelastomer	-15°C to +260°C	5005-764
EPDM	-20°C to +150°C	5005-255
High Temp. Fortyt	-55°C to +260°C	5005-108HPFA



**C SPANNER - 400/3000**  
For relief valve fitting and removal. Size range 1¼" to 3"



Part Number Illustrated: 47/X00XXAGZ

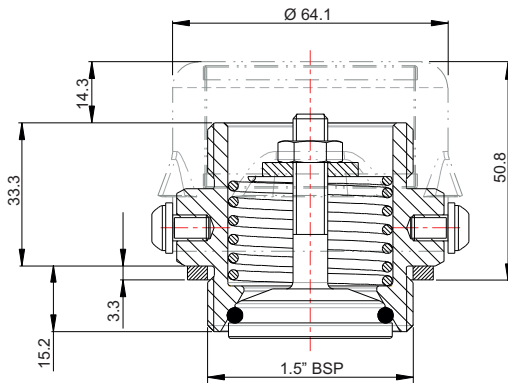
## Specification

Weight 0.8 Kg

Operating Instructions available - OPIN08

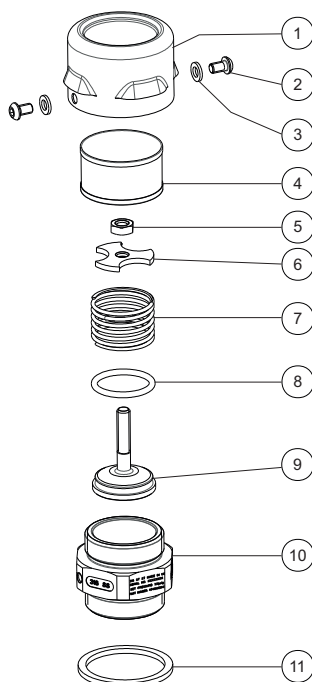
## Fitting Details

Example shown 47/X00XXAX



## Parts Drawing

Part Number Illustrated : 47/X00XXAGZ



Test certificate supplied as standard. Visual inspection and service (where necessary) is recommended on a regular basis.

**1½" BSP Uniact Relief Valve** - 1½" BSP male connection. Suitable for a vacuum range of between 0.5" - 26" Hg (-0.02 to -0.9 Bar). Single acting valve - vacuum only. Contact parts manufactured in 316 stainless steel fitted with Fortyt seal (FEP encapsulated silicone O ring) as standard. Complete with CNAF tank seal.

**Options** - optional cowl/gauze. Pressure only version. Alternative connections: 1¼" BSP, 2" BSP, 50mm DIN11851, flanged. Alloy C276 valve. Viton, EPDM, Perfluoroelastomer and High Temperature Fortyt O rings available. PTFE tank seal.

## Range

Part No.	Description
47/X00XXA	1½" BSP standard valve
47/X00XXAC	1½" BSP with cowl
47/X00XXAGZ	1½" BSP with cowl & gauze
47/X00XXVBA	1½" BSP with manual vent button
47M/X00XXA	50mm DIN11851 connection
47H/X00XXAX	1½" BSP Alloy C276 valve
47V/X00XXAX	1½" BSP PTFE tank seal

## Associated Parts

Part No.	Associated Parts
600/1010	1½" tank weld-in socket
176/2660	50mm DIN 11851 weld-in socket
176/2670	50mm DIN 11851 fitting nut
10217/1	Pressed stainless steel cap
10217/1GZ	Pressed stainless steel cap with gauze

Item	Description	Part No.
1	Cap	10217/1
2	M6 button screw (2)	5111-611
3	M6 spring washer (2)	5113-008
4	Gauze ring	10204
5	M8 half nut	5112-004
6	Spring pad	10215
7	Spring (see Table 1)	5104-XXX
8	O ring (see Table 2)	5005-XXX
9	Poppet	10983V
10	Body	10213VO
11	CNAF gasket	5005-011

Table 1	<b>Vacuum Setting</b>	<b>Vacuum Spring</b>
	1" Hg	5104-601

Table 2	<b>O ring Material</b>	<b>Temp. Range</b>	<b>Vacuum Seal</b>
	Viton	-20°C to +200°C	5005-107
	Fortyt	-55°C to +200°C	5005-108H
	Perfluoroelastomer	-15°C to +260°C	5005-764
	EPDM	-20°C to +150°C	5005-255
	High Temp. Fortyt	-55°C to +260°C	5005-108HPFA



**C SPANNER - 400/3000**  
For relief valve fitting and removal. Size range 1¼" to 3"

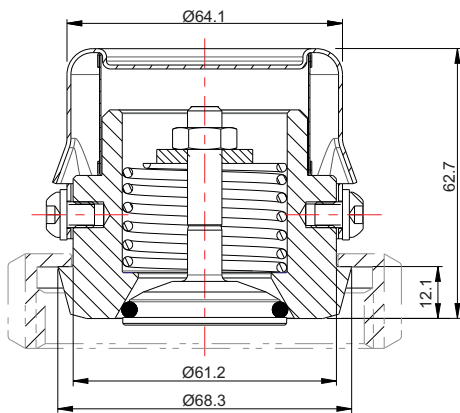




Valve depicted without cap for clarity.

### Fitting Details

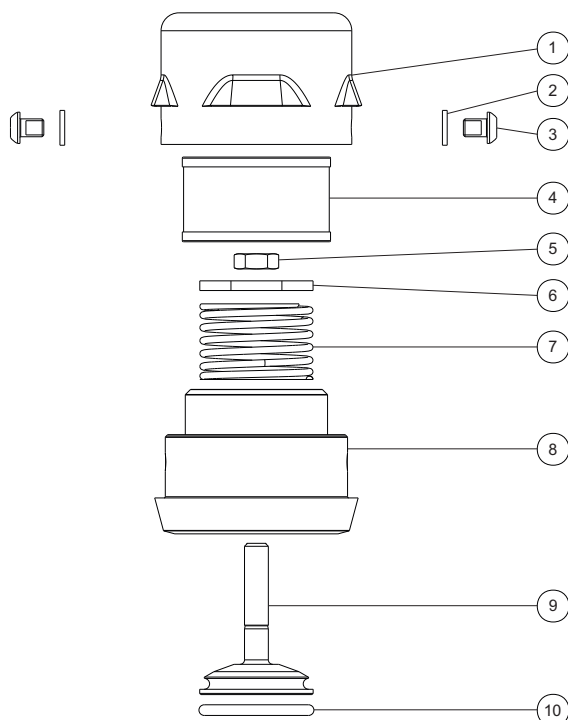
Part Number : 47M/X00XXAX



### Range

Part No.	Description
47M/X00XXAX	50mm DIN11851 vacuum only
47M/XXX00AX	50mm DIN11851 pressure only
46RJT/XXXXXX	2" RJT fitting to inlet & outlet

### Parts drawing



1½" Vacuum Only Uniact Relief Valve with 50mm DIN11851 connection - Suitable for a vacuum range of between 0.5"Hg and 22"Hg (0.02 Bar and 0.75 Bar). Single-acting valve - vacuum relief only. Contact parts manufactured in 316 stainless steel fitted with Fortyt seal (FEP encapsulated silicone O ring) as standard. Supplied with stainless steel gauzed cap. 50mm DIN 11851 nut and seal supplied separately.

**Options** - pressure only version. Different tank connections available. Alternative seal materials. Alternative style cap. 65mm range of Uniact valves.

### Specification

Weight	1.16 Kg
Design Pressure (MAWP)	4.5 Bar (65 PSI)
Test Pressure	7 Bar (101.5 PSI)
Fortyt Seal Temperature Range	-55°C to 200°C

**i** Operating Instructions available - OPIN08

In-house test certificates confirming valve setting and serial number supplied as standard.

Visual inspection and service (where necessary) is recommended on a regular basis.

### Associated Parts

Part No.	Associated Parts
176/2660	50mm DIN11851 weld-in socket
176/2670	50mm DIN11851 fitting nut
176/2675S	Silicone seal to suit 50mm DIN fittings
10217/1GZ	Pressed stainless steel cap with gauze
10217GZ	Fabricated stainless steel cap with gauze

Item	Description	Part No.
1	Cap	10217/1
2	M6 spring washer (2)	5113-008
3	M6 button screw (2)	5111-611
4	Gauze ring	10204
5	M8 half nut	5112-004
6	Spring pad	10215
7	Spring (See Note)	5104-XXX
8	50mm DIN 11851 body	40M/1005
9	Vacuum poppet	10983V
10	Fortyt O ring	5005-108H

**NOTE** : Part number varies according to setting.

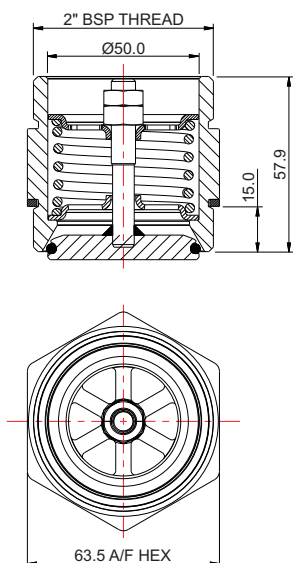


**2" BSP Uniact Relief Valve** - 2" BSP male connection. Suitable for a vacuum setting of between 0.5" - 29" Hg (0.02 - 0.98 bar) or a pressure setting of between 1 - 60 PSI (0.07 - 4.14 bar). Single acting valve. Contact parts manufactured in 316 stainless steel fitted with Fortyt seal as standard. Complete with PTFE tank seal.

**Options** - pressure only or vacuum only. Alternative connections: 1½" BSP, 65mm DIN11851. Stainless steel cap with/without gauze. A range of alternative seals is available.

## Fitting Details

Example shown : 85/X00XXA



## Specification

Weight (standard valve) 0.73 Kg  
 Fortyt seal temperature range -55°C to +200°C  
 Viton seal temperature range -20°C to +200°C

**i** Operating Instructions available - OPIN14

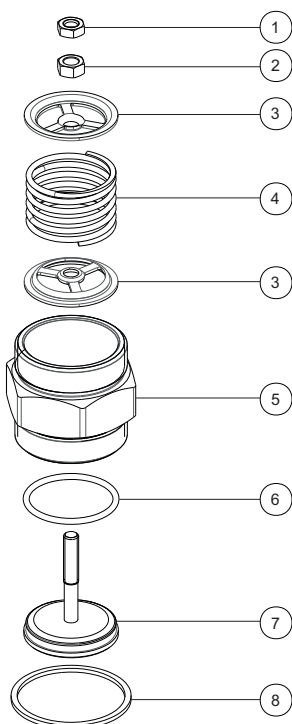
## Range

Part No.	Description
85/XXXXXA	Standard 2" BSP Uniact Relief Valve
85M/XXXXXA	2" Uniact with 65mm DIN 11851 tank connection

## Associated Parts

Part No.	Description
600/1017	2" Tank weld-in socket
176/2645	65mm DIN 11851 socket
176/2630	65mm DIN 11851 nut
10218GZ	Stainless steel gauzed cap
10218	Stainless steel cap – no gauze

## Parts drawing



Item	Description	Part No.
1	M8 half nut	5112-004
2	M8 full nut	5112-001
3	Spring pad (2) *See Note	85/100X
4	Vacuum spring *See Note	5104-XXX
5	Body	85/1000
6	Fortyt main O ring	5005-118
7	Poppet	85/1015
8	PTFE tank seal	5005-575

Note : Part number varies according to specification.



### C SPANNER - PART NUMBER 400/3000

For relief valve fitting and removal. Size range 1¼" to 3".

Visual inspection and service (where necessary) is recommended on a regular basis.

In-house test certificates confirming valve settings and serial numbers are supplied as standard.



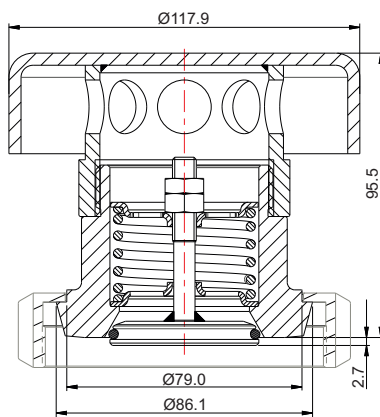


2" Vacuum Only Uniact Relief Valve with 65mm DIN11851 connection - Suitable for a vacuum range of between 0.5"Hg and 24"Hg (0.02 Bar and 0.81 Bar). Single-acting valve - vacuum relief only. Contact parts manufactured in 316 stainless steel fitted with Fortyt seal (FEP encapsulated silicone O ring) as standard. Supplied with stainless steel gauzed cap. 65mm DIN 11851 nut supplied separately.

**Options** - pressure only version. Different tank connections available. Alternative seal materials. Alternative style cap. 50mm range of Uniact valves.

### Fitting Details

Part Number : 85M/X00XXA



### Specification

Weight 2.71 Kg  
Fortyt Seal Temperature Range -55°C to 200°C

**i** Operating Instructions available - OPIN14

In-house test certificates confirming valve setting and serial number supplied as standard.

Visual inspection and service (where necessary) is recommended on a regular basis.

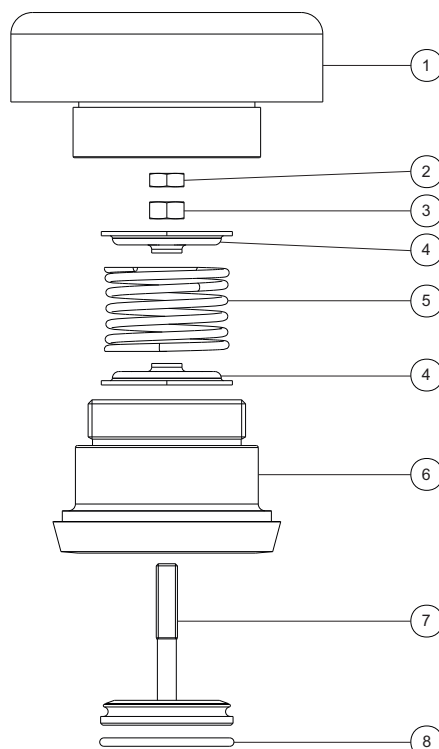
### Range

Part No.	Description
85M/X00XXA	65mm DIN11851 vacuum only
85M/XXX00A	65mm DIN11851 pressure only

### Associated Parts

Part No.	Associated Parts
176/2645	65mm DIN11851 fitting socket
176/2630	65mm DIN11851 fitting nut

### Parts drawing



Item	Description	Part No.
1	Cap	10218
2	Half nut	5112-004
3	Full nut	5112-001
4	Spring pad (2)	85/1003
5	Spring (See Note)	5104-XXX
6	65mm DIN11851 valve body	85M/1000
7	Poppet	85/1015
8	Fortyt O ring	5005-118

**NOTE** : Part number varies according to valve specification.





**1½" BSP Twinact Relief Valve** - 1½" BSP male connection. Suitable for a pressure range of between 1 to 64 PSI (0.07 to 4.41 Bar). Contact parts manufactured in 316 stainless steel fitted with Fortyt (FEP encapsulated silicone O ring) seal as standard. Complete with CNAF tank seal.

**Options** - combined pressure/vacuum version. 50mm DIN11851 connection for hygienic applications. Viton seal available. Other seal materials available.

## Specification

Weight	0.7 Kg
Fortyt Seal Temperature Range	-55°C to +200°C
Viton Seal Temperature Range	-20°C to +200°C

**i** Operating Instructions available - OPIN03

In-house test certificates confirming valve settings and serial numbers are supplied as standard.

Visual inspection and service (where necessary) is recommended on a regular basis.

## Range

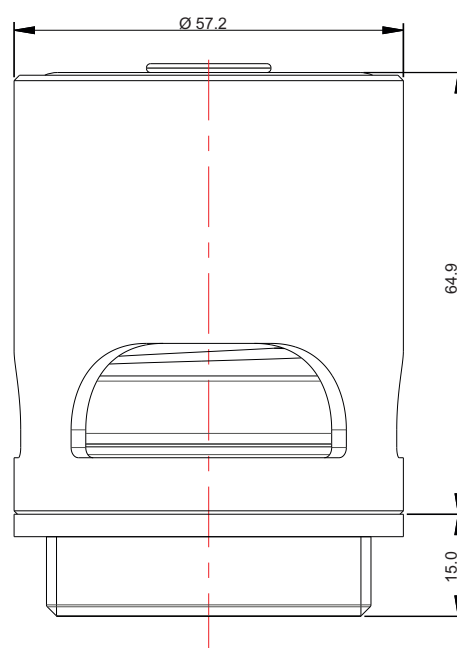
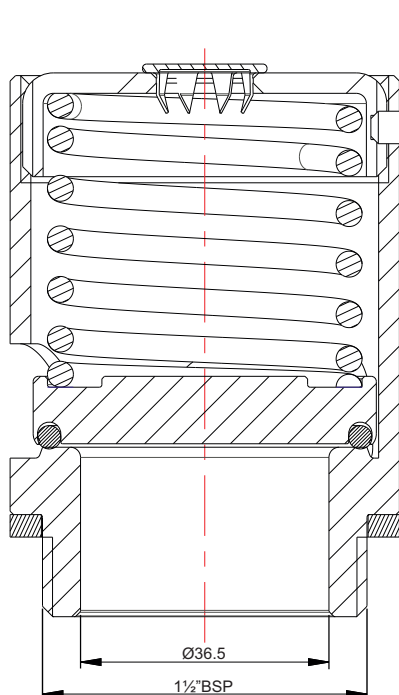
Part No.	Description
30/XXX00	Standard pressure only valve
30/XXXXX	Standard pressure/vacuum valve
3M/XXXXX	1½" Twinact 50mm DIN11851 connection

## Associated Parts

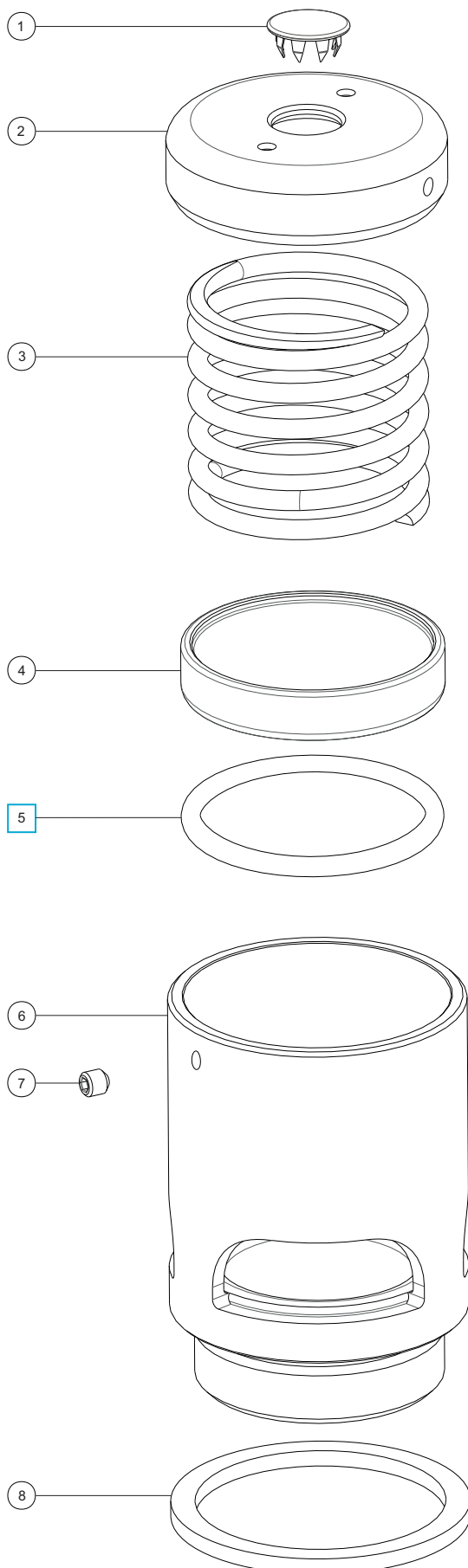
Part No.	Description
600/1010	1½" tank weld-in socket
200/5000	1½" clamped gauze ring
5005-012	PTFE tank seal

## Fitting Details

Example shown : 30/XXX00



## Fitting Details



Item	Description	Part No.
1	Stainless steel plug	10978
2	Top cap	11004
3	Pressure spring <b>See Table 1</b>	5104-XXX
4	Pressure plate <b>See NOTE</b>	11002/2X
5	Pressure o ring <b>See Table 2 &amp; NOTE</b>	5005-XXX <input type="checkbox"/>
6	Body assembly	11001
7	Grubscrew	5121-001
8	CNAF tank seal	5005-011

**SEAL KIT** - contains parts marked ☐Part number **30/1PSK** contains Fortyt O ringPart number **30/0PSK** contains Viton O ring

**NOTE** - Special tooling is necessary to peen a pressure O ring into a pressure plate. If you need a spare pressure O ring or pressure plate, we recommend that you order a pressure plate with a factory-fit O ring (**See Table 2**).

TABLE 1

Common Pressure Settings	Pressure Spring Part No
3 PSI (0.21 Bar)	5104-703
29 to 32 PSI (2.0 to 2.21 Bar)	5104-730

Pressure springs are available from 1 PSI (0.07 Bar) to 64 PSI (4.41 Bar)

TABLE 2 - **See NOTE**

Seal Material	Pressure o ring	Pressure plate with o ring
Fortyt	5005-118	11002/2F
Viton	5005-110	11002/2V

**C SPANNER - PART NUMBER 400/3000**

For relief valve fitting and removal.

Size range 1¼" to 3".



**1½" BSP Twinact Relief Valve** - 1½" BSP male connection. Suitable for a pressure range of between 1 to 64 PSI (0.07 to 4.41 Bar) and a vacuum range of between 0.5" to 28" Hg (0.02 to 0.94 Bar). Contact parts manufactured in 316 stainless steel fitted with Fortyt (FEP encapsulated silicone O ring) seals as standard. Complete with manual vent button and CNAF tank seal.

**Options** - pressure only version. 50mm DIN11851 connection for hygienic applications. Viton seal available. Other seal materials available. Clamped gauze ring available.

## Specification

Weight 0.76 Kg

Fortyt seal Temperature Range -55°C to +200°C

Viton seal Temperature Range -20°C to +200°C

**i** Operating Instructions available - OPIN03

In-house test certificates confirming valve settings and serial numbers are supplied as standard.

Visual inspection and service (where necessary) is recommended on a regular basis.

## Range

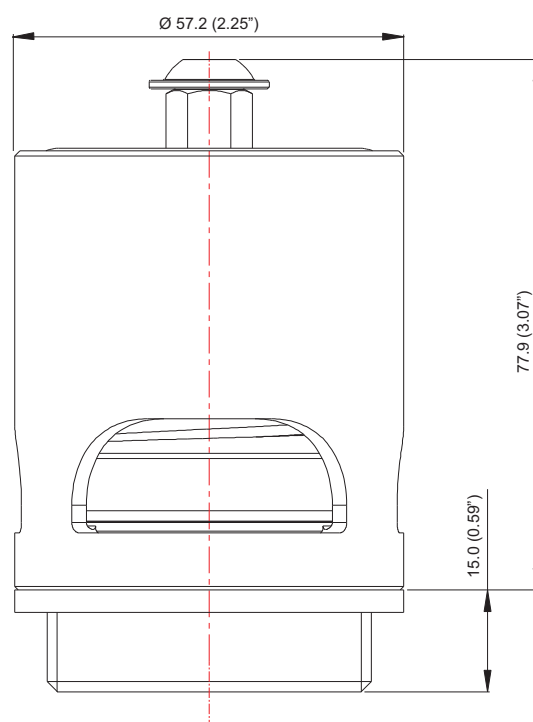
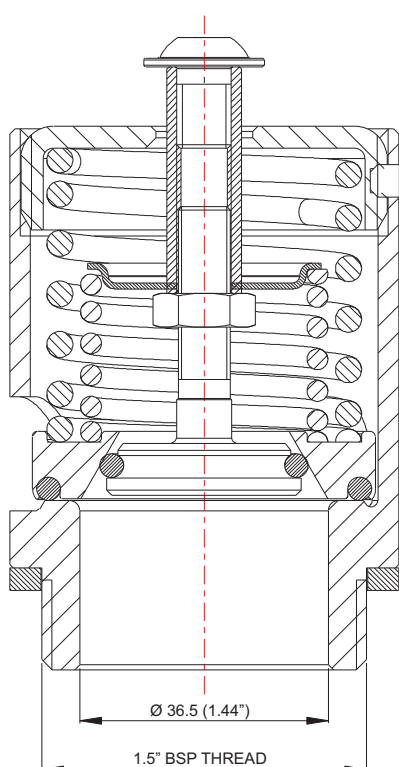
Part No.	Description
30/XXXXXX	Standard pressure/vacuum valve
30/XXXX00	Standard pressure only valve
3M/XXXXXX	1½" Twinact 50mm DIN11851 connection
30/XXXXXXH	1½" Twinact with Alloy C276 wetted parts

## Associated Parts

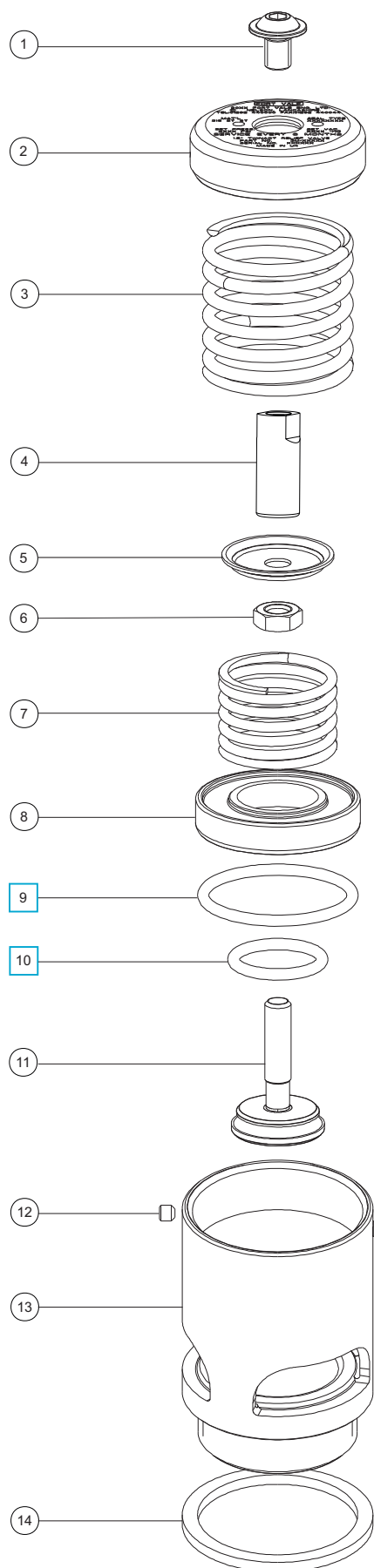
Part No.	Description
600/1010	1½" tank weld-in socket
200/5000	1½" clamped gauze ring
5005-012	PTFE tank seal

## Fitting Details

Example shown : 30/XXXXXX



## Parts drawing



Item	Description	Part No.
1	Flanged button screw	5111-9812
2	Top cap	11004
3	Pressure spring <b>See Table 1</b>	5104-XXX
4	Spring stem	10984
5	Spring pad	11006XX
6	M8 half nut	5112-004
7	Vacuum spring <b>See Table 2</b>	5104-XXX
8	Pressure plate <b>See NOTE</b>	11002X
9	Pressure O ring <b>See Table 3 &amp; NOTE</b>	5005-XXX <input type="checkbox"/>
10	Vacuum O ring <b>See Table 3</b>	5005-XXX <input type="checkbox"/>
11	Vacuum poppet	11003
12	Grubscrew	5121-001
13	Body assembly	11001
14	CNAF tank seal	5005-011

**SEAL KIT** - contains all parts marked ☐Part number **30/1PVSK** contains Fortyt O ringsPart number **30/0PVSK** contains Viton O rings

**NOTE** - Special tooling is necessary to peen a pressure O ring into a pressure plate. If you need a spare pressure O ring or pressure plate, we recommend that you order a pressure plate with a factory-fit O ring (**See Table 4**).

TABLE 1

Common Pressure Settings	Pressure Spring Part No
3 PSI (0.21 Bar)	5104-703
29 to 32 PSI (2.0 – 2.21 Bar)	5104-730

Pressure springs are available from 1 PSI (0.07 Bar) to 64 PSI (4.41 Bar)

TABLE 2

Common Vacuum Settings	Vacuum Spring Part No
0.5" Hg (0.02 Bar)	5104-760
1" Hg (0.03 Bar)	5104-761
3" Hg (0.10 Bar)	5104-765

Vacuum springs are available from 0.5"Hg (0.02 Bar) to 28"Hg (0.94 Bar)

TABLE 3 - See **NOTE**

Seal Material	Pressure O ring	Vacuum O ring
Fortyt	5005-118	5005-114
Viton	5005-110	5005-112

TABLE 4

Seal Material	Pressure plate with O ring
Fortyt	11002F
Viton	11002V

**C SPANNER - PART NUMBER 400/3000**

For relief valve fitting and removal.

Size range 1¼" to 3".





1½" Twinact Relief Valve with 50mm DIN11851 connection - Suitable for a pressure range of between 1 - 64 PSI (0.07 - 4.41 Bar) and a vacuum range of between 0.5" - 28" Hg (0.02 - 0.94 bar). Contact parts manufactured in 316 stainless steel fitted with Fortyt (FEP encapsulated silicone O ring) seals as standard. Complete with manual vent button.

**Options** - Pressure only version. Valve also available with Viton seals. Other seal materials available, including high temperature option. Flameproof gauze available. Full range of BSP valves.

## Specification

Weight	0.96 Kg
Fortyt Seal Temperature Range	-55°C to +200°C
Viton Seal Temperature Range	-20°C to +200°C

In-house test certificates confirming valve settings and serial numbers are supplied as standard.

Visual inspection and service (where necessary) is recommended on a 6 monthly basis.

## Range

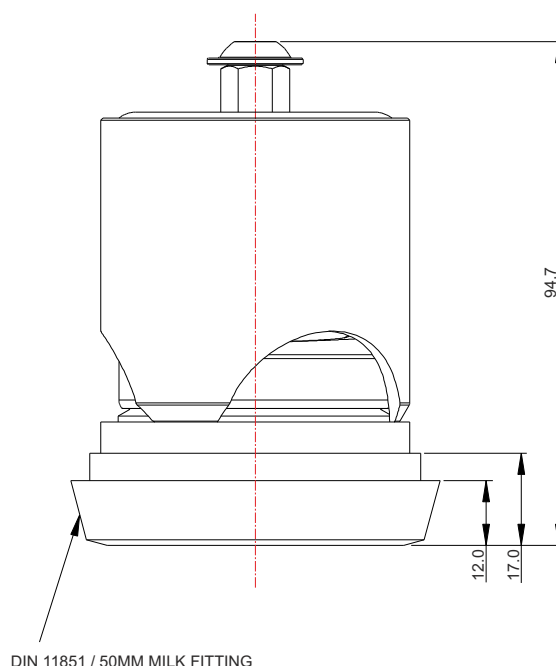
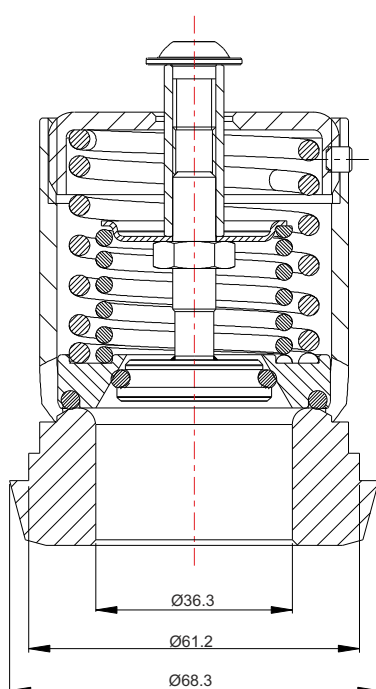
Part No.	Description
3M/XXXXX	50mm DIN11851 1½" Twinact, pressure/vacuum
3M/XXX00	50mm DIN11851 1½" Twinact, pressure only

## Associated Parts

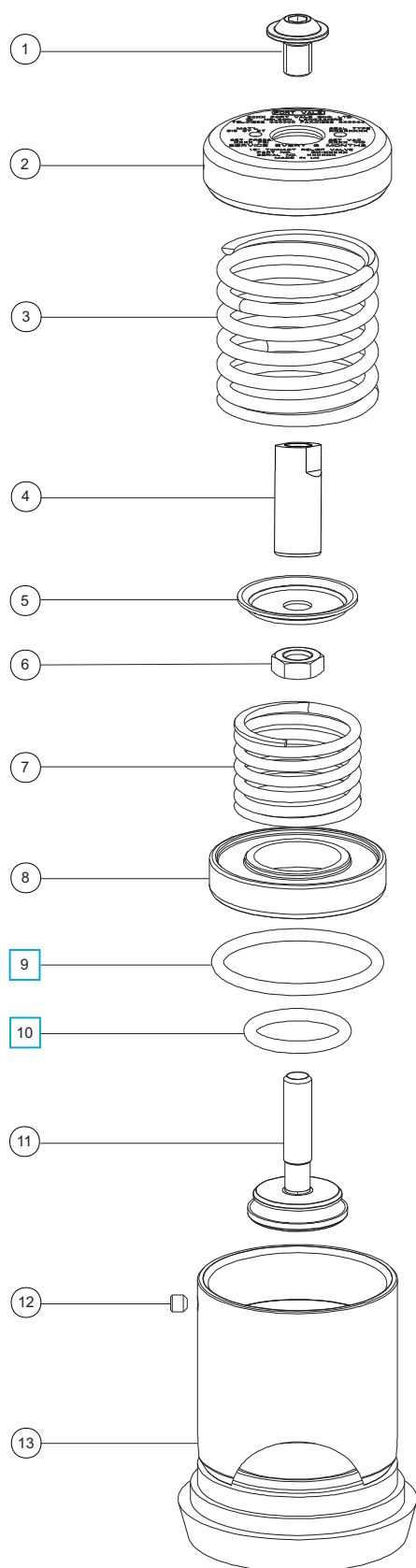
Part No.	Associated Parts
176/2660	50mm DIN11851 milk fitting socket
176/2670	50mm DIN11851 milk fitting nut
176/2675S	50mm DIN11851 silicone seal
200/5000	1½" clamped gauze ring

## Fitting Details

Example shown : 3M/XXXXX



## Parts drawing



Item	Description	Part No.
1	Flanged button screw	5111-9812
2	Top cap	11004
3	Pressure spring <b>See Table 1</b>	5104-XXX
4	Spring stem	10984
5	Spring pad	11006XX
6	M8 half nut	5112-004
7	Vacuum spring <b>See Table 2</b>	5104-XXX
8	Pressure plate <b>See NOTE</b>	11002XX
9	Pressure o ring <b>See Table 3 &amp; NOTE</b>	5005-XXX <input type="checkbox"/>
10	Vacuum o ring <b>See Table 3</b>	5005-XXX <input type="checkbox"/>
11	Vacuum poppet	11003
12	Grub screw	5121-001
13	Body	10990

**SEAL KIT** - contains all parts marked ☐

Part number **30/1PVSK** contains Fortyt O rings

Part number **30/0PVSK** contains Viton O rings

**NOTE** - Special tooling is necessary to peen a pressure O ring into a pressure plate. If you need a spare pressure O ring or pressure plate, we recommend that you order a pressure plate with a factory-fit O ring (**See Table 3**).

TABLE 1

Common Pressure Settings	Pressure Spring Part No
3 PSI (0.21 Bar)	5104-703
29 to 32 PSI (2.0 – 2.21 Bar)	5104-730

Pressure springs are available from 1 PSI (0.07 Bar) to 64 PSI (4.41 Bar)

TABLE 2

Common Vacuum Settings	Vacuum Spring Part No
0.5" Hg (0.02 Bar)	5104-760
1" Hg (0.03 Bar)	5104-761
3" Hg (0.10 Bar)	5104-765

Vacuum springs are available from 0.5"Hg (0.02 Bar) to 28"Hg (0.94 Bar)

TABLE 3 - See **NOTE**

Seal Material	Pressure O ring	Vacuum O ring
Fortyt	5005-118	5005-114
Viton	5005-110	5005-112

TABLE 4

Seal Material	Pressure plate with O ring
Fortyt	11002F
Viton	11002V

**C SPANNER - PART NUMBER 400/3000**

For relief valve fitting and removal.

Size range 1¼" to 3".



**2½" BSP Twinact Relief Valve** - 2½" BSP male connection. Suitable for a pressure range of between 1 to 63 PSI (0.07 to 4.34 Bar). Contact parts manufactured in 316 stainless steel fitted with Fortyt (FEP encapsulated silicone O ring) seal as standard. Complete with rubber/PTFE tank seal.

**Options** - combined pressure/vacuum version. 80mm DIN11581 connection for hygienic applications. Nickel plated version. Viton seal available. Other seal materials available.

## Specification

Weight	1.44 Kg
Fortyt Seal Temperature Range	-55°C to +200°C
Viton Seal Temperature Range	-20°C to +200°C

**i** Operating Instructions available - OPIN02

In-house test certificates confirming valve settings and serial numbers are supplied as standard.

Visual inspection and service (where necessary) is recommended on a regular basis.

## Range

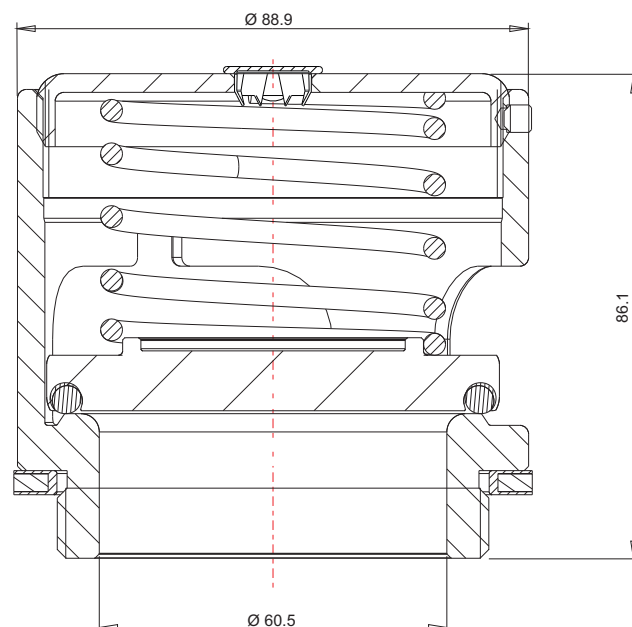
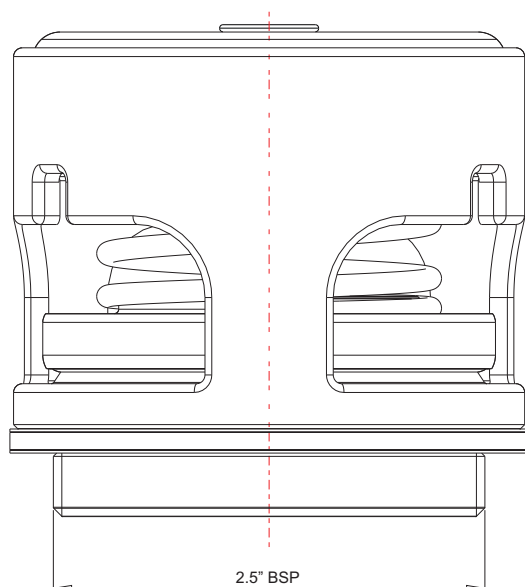
Part No.	Description
20/XXX00	Standard pressure only valve
20/XXXXX	Standard pressure/vacuum valve
2N/XXX00	2½" Nickel plated valve, pressure only
2M/XXX00	2½" Twinact 80mm DIN11851 connection

## Associated Parts

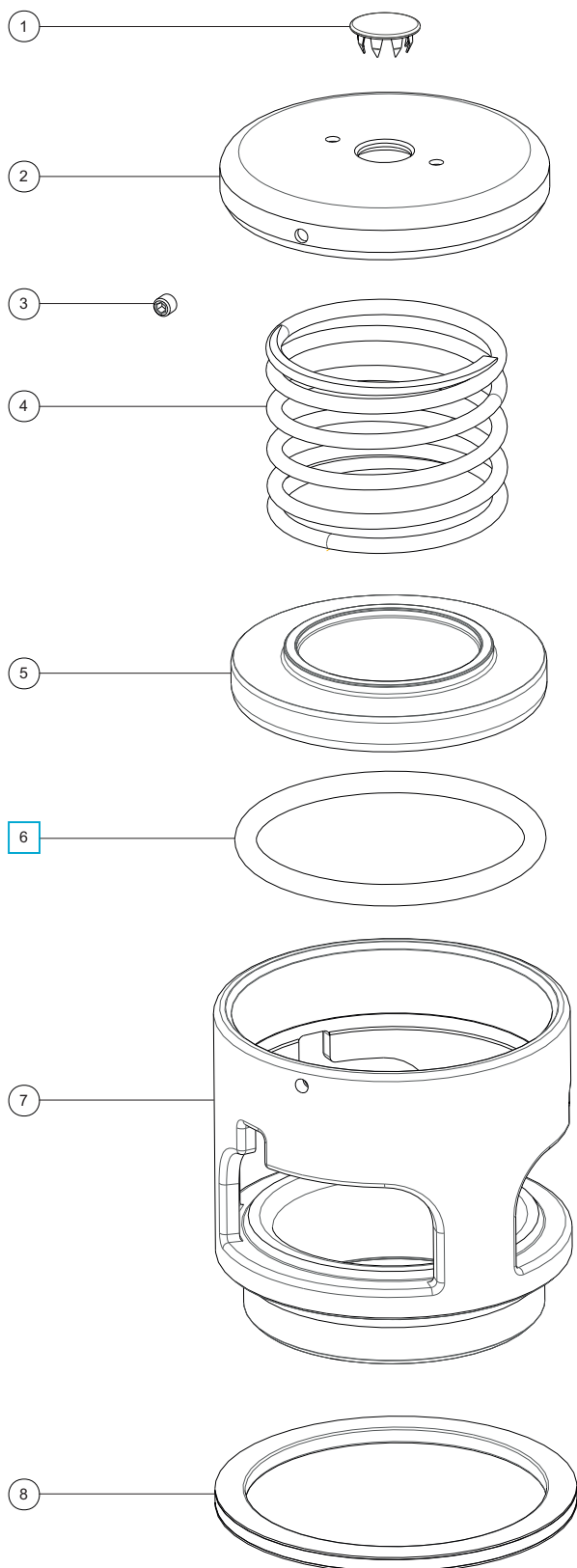
Part No.	Description
600/1000	2½" tank weld in socket
176/3150	2½" tank weld in flange
130/5000	2½" clamped gauze ring
5005-027	PTFE tank seal
5005-026	CNAF tank seal

## Fitting Details

Example shown : 20/XXX00



## Fitting Details



Item	Description	Part No.
1	Stainless steel plug	10978
2	Top cap	10967/1
3	Grub screw	5121-001
4	Pressure spring <b>See Table 1</b>	5104-XXX
5	Pressure plate <b>See NOTE</b>	175/XXXX
6	Pressure o ring <b>See Table 2 &amp; NOTE</b>	5005-XXX <span style="border: 1px solid blue; padding: 0 2px;"> </span>
7	Body assembly	10951
8	Rubber/PTFE envelope gasket	5005-046

**SEAL KIT** - contains all parts marked  

Part number **20/1PSK** contains Fortyt O ring

Part number **20/0PSK** contains Viton O ring

**NOTE** - Special tooling is necessary to peen a pressure O ring into a pressure plate. If you need a spare pressure O ring or pressure plate, we recommend that you order a pressure plate with a factory-fit O ring (**See Table 3**).

TABLE 1

Common Pressure Settings	Pressure Springs
28 to 30 PSI (1.93 Bar to 2.07 Bar)	5104-529

Pressure springs are available from 1 PSI (0.07 Bar) to 63 PSI (4.34 Bar)

TABLE 2 - **See NOTE**

Seal Material	Pressure o ring
Fortyt	5005-101
Viton	5005-102

TABLE 3

Seal Material	Pressure Plate	Pressure plate with o ring
Fortyt	175/0111	175/0111F
Viton	175/0121	175/0121V

**C SPANNER - PART NUMBER 400/3000**

For relief valve fitting and removal.

Size range 1¼" to 3".



**2½" BSP Twinact Relief Valve** - 2½" BSP male connection. Suitable for a pressure range of between 1 to 63 PSI (0.07 to 4.34 Bar) and a vacuum range of between 0.5" to 28"Hg (0.02 to 0.94 Bar). Contact parts manufactured in 316 stainless steel fitted with Fortyt (FEP encapsulated silicone O ring) seals as standard. Complete with manual vent button and rubber/PTFE tank seal.

**Options** - pressure only version. 80mm DIN11581 connection for hygienic applications. Nickel plated version. Viton seal available. Other seal materials available.

## Specification

Weight	1.48 Kg
Fortyt Seal Temperature Range	-55°C to +200°C
Viton Seal Temperature Range	-20°C to +200°C

**i** Operating Instructions available - OPIN02

In-house test certificates confirming valve settings and serial numbers are supplied as standard.

Visual inspection and service (where necessary) is recommended on a regular basis.

## Range

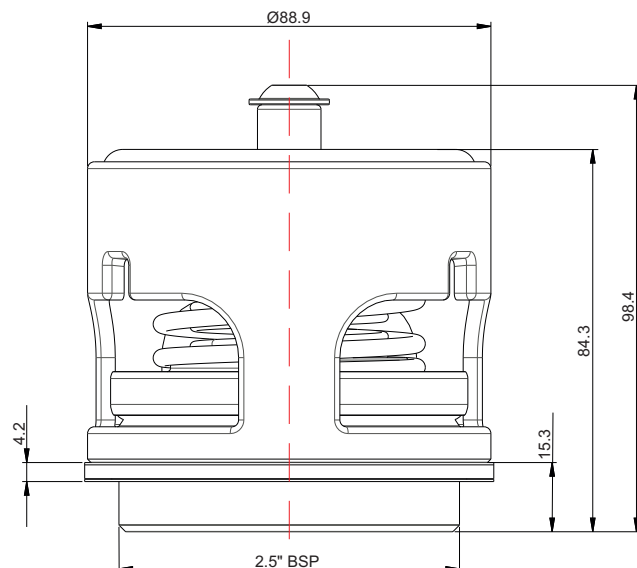
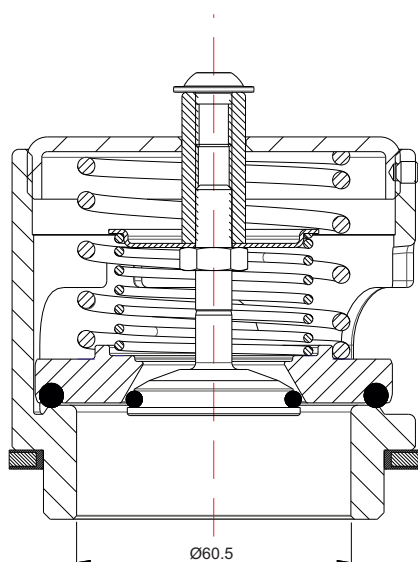
Part No.	Description
20/XXX00	Standard pressure only valve
20/XXXXX	Standard pressure/vacuum valve
2N/XXXXX	2½" Nickel plated valve, pressure/vacuum
2M/XXXXX	2½" Twinact 80mm DIN11851 connection

## Associated Parts

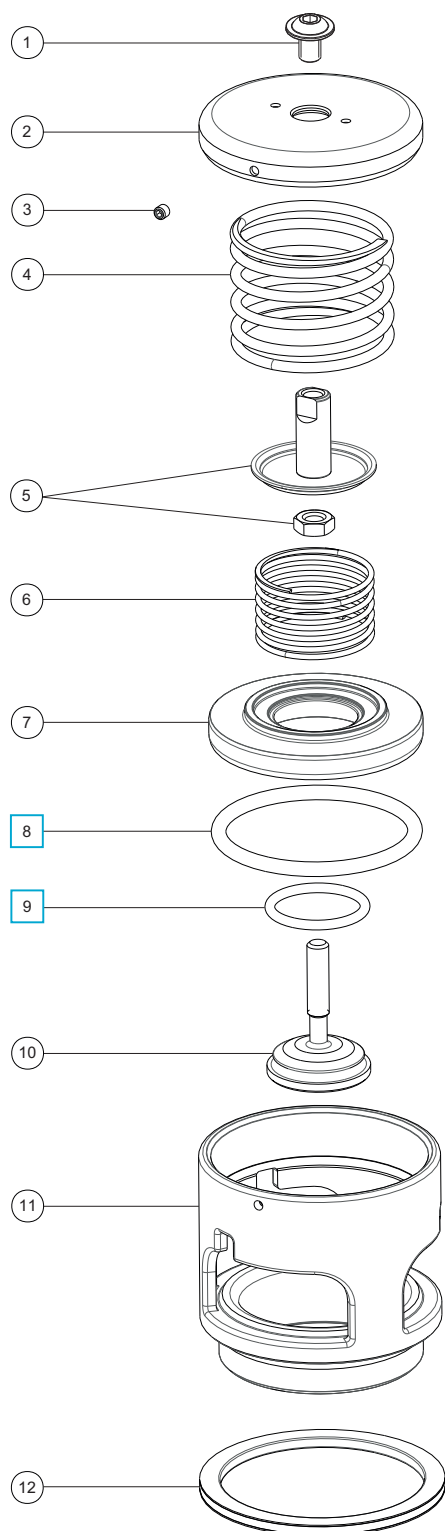
Part No.	Description
600/1000	2½" tank weld-in socket
176/3150	2½" tank weld-in flange
130/5000	2½" clamped gauze ring
5005-027	PTFE tank seal
5005-026	CNAF tank seal

## Fitting Details

Example shown : 20/XXXXX



## Parts drawing



Item	Description	Part No.
1	Flanged button screw	5111-9812
2	Top cap	10967/1
3	Grub screw	5121-001
4	Pressure spring <b>See Table 1</b>	5104-XXX
5	Spring pad assembly	130/0010
6	Vacuum spring <b>See Table 2</b>	5104-XXX
7	Pressure plate <b>See NOTE</b>	175/00XXX
8	Pressure o ring <b>see Table 3 &amp; NOTE</b>	5005-XXX <input type="checkbox"/>
9	Vacuum o ring <b>see Table 3</b>	5005-XXX <input type="checkbox"/>
10	Vacuum poppet	10983V
11	Body	10951
12	Rubber/PTFE envelope gasket	5005-046

**SEAL KIT** - contains all parts marked ☐Part no. **20/1PVSK** contains Fortyt O ringsPart no. **20/0PVSK** contains Viton O rings

**NOTE** - Special tooling is necessary to peen a pressure O ring into a pressure plate. If you need a spare pressure O ring or pressure plate, we recommend that you order a pressure plate with a factory-fit O ring (**See Table 4**).

**TABLE 1**

Common Pressure Settings	Pressure Springs
28 to 30 PSI (1.93 Bar to 2.07 Bar)	5104-529

Pressure springs are available from 1 PSI (0.07 Bar) to 63 PSI (4.34 Bar)

**TABLE 2**

Common Vacuum Settings	Vacuum Springs
0.5" Hg (0.02 Bar)	5104-560
1" Hg (0.03 Bar)	5104-561
3" Hg (0.10 Bar)	5104-563

Vacuum springs are available from 0.5"Hg (0.02 Bar) to 28"Hg (0.94 Bar)

**TABLE 3 - See NOTE**

Seal Material	Pressure o ring	Vacuum o ring
Fortyt	5005-101	5005-108H
Viton	5005-102	5005-107

**TABLE 4**

Seal Material	Pressure plate	Pressure plate with o ring
Fortyt	175/0061	175/0061F
Viton	175/0031	175/0031V

**C SPANNER - PART NUMBER 400/3000**

For relief valve fitting and removal.

Size range 1¼" to 3".





2½" Twinact Relief Valve with 80mm DIN11851 connection - Suitable for a pressure range of between 1 - 63 PSI (0.07 - 4.34 bar) and a vacuum range of between 0.5" - 28" Hg (0.02 - 0.94 bar). Contact parts manufactured in 316 stainless steel fitted with Fortyt (FEP encapsulated silicone O ring) seals as standard. Complete with manual vent button.

**Options** - pressure only version. Other seal materials are available. Full range of BSP valves.

### Specification

Weight	1.91 Kg
Fortyt Seal Temperature Range	-55°C to +200°C
Viton Seal Temperature Range	-20°C to +200°C

In-house test certificates confirming valve settings and serial numbers are supplied as standard.

Visual inspection and service (where necessary) is recommended on a 6 monthly basis.

### Range

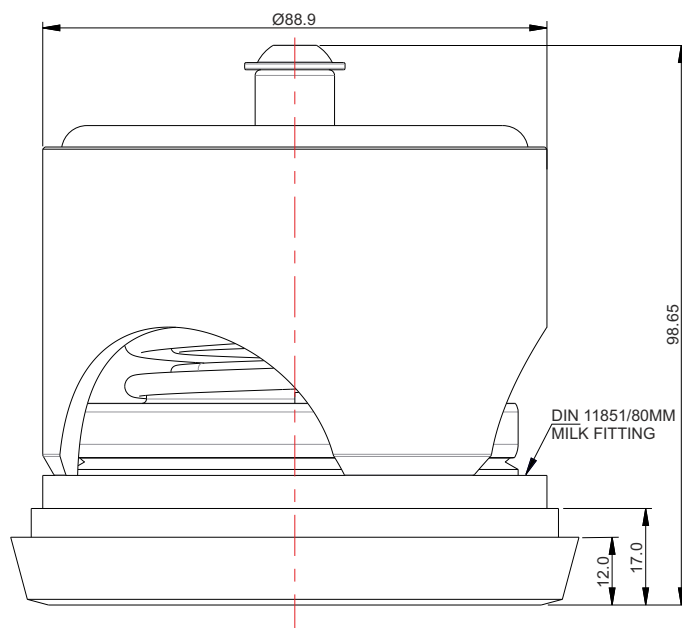
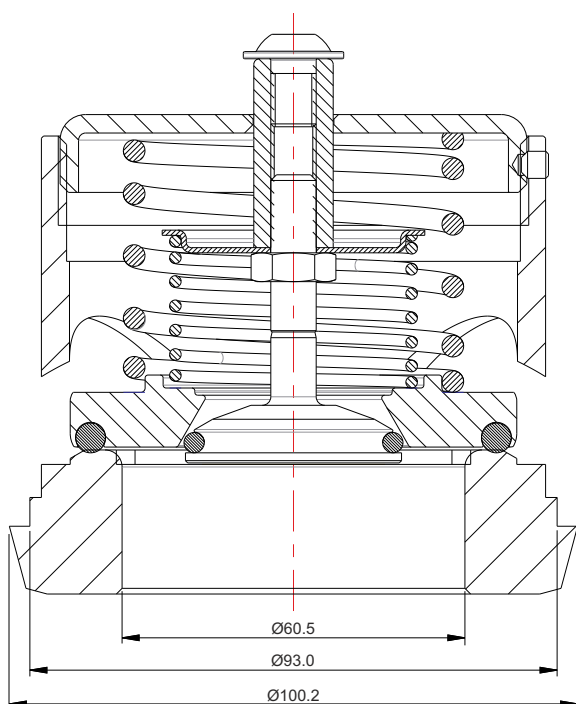
Part No.	Description
2M/XXXXX	80mm DIN11851 2½" Twinact, pressure/vacuum
2M/XXX00	80mm DIN11851 2½" Twinact, pressure only

### Associated Parts

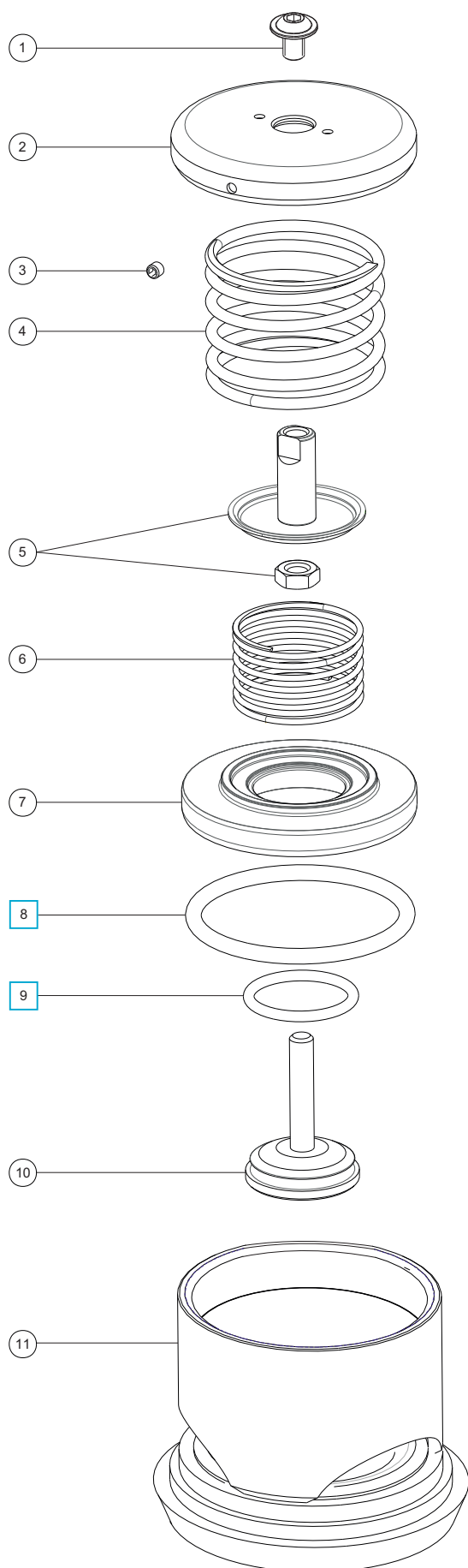
Part No.	Associated Parts
176/2550	80mm DIN11851 milk fitting socket
176/2650	80mm DIN11851 milk fitting nut
176/2685S	80mm DIN11851 silicone seal
130/5000	2½" clamped gauze ring

### Fitting Details

Example shown : 2M/XXXXX



## Parts drawing



Item	Description	Part No.
1	Flanged button screw	5111-9812
2	Top cap	10967/1
3	Grubscrew	5121-001
4	Pressure spring <b>See Table 1</b>	5104-XXX
5	Spring pad assembly	130/0010
6	Vacuum spring <b>See Table 2</b>	5104-XXX
7	Pressure plate <b>See NOTE</b>	175/00XX
8	Pressure o ring <b>See Table 3 &amp; NOTE</b>	5005-XXX <input type="checkbox"/>
9	Vacuum o ring <b>See Table 3</b>	5005-XXX <input type="checkbox"/>
10	Vacuum poppet	10983V
11	Body	11021

**SEAL KIT** - contains all parts marked ☐

Part no. **20/1PVSK** contains Fortyt O rings

Part no. **20/0PVSK** contains Viton O rings

**NOTE** - Special tooling is necessary to peen a pressure O ring into a pressure plate. If you need a spare pressure O ring or pressure plate, we recommend that you order a pressure plate with a factory-fit O ring (**See Table 4**).

TABLE 1

Common Pressure Settings	Pressure Spring
28 to 30 PSI (1.93 to 2.07 Bar)	5104-529

Pressure springs are available from 1 PSI (0.07 Bar) to 63 PSI (4.34 Bar)

TABLE 2

Common Vacuum Settings	Vacuum Spring
0.5" Hg (0.02 Bar)	5104-560
1" Hg (0.03 Bar)	5104-561
3" Hg (0.10 Bar)	5104-563

Vacuum springs are available from 0.5"Hg (0.02 Bar) to 28"Hg (0.94 Bar)

TABLE 3 - See **NOTE**

Seal Material	Pressure o ring	Vacuum o ring
Fortyt	5005-101	5005-108H
Viton	5005-102	5005-107

TABLE 4

Seal Material	Pressure plate	Pressure plate with o ring
Fortyt	175/0061	175/0061F
Viton	175/0031	175/0031V

**C SPANNER - PART NUMBER 400/3000**

For relief valve fitting and removal.

Size range 1¼" to 3".

## DIN11851 Socket &amp; Nut



The DIN11851 fitting is suitable for hygienic applications and consists of a male socket and a female nut. A compatible silicone seal is also available.

It is available in three sizes - 50mm, 65mm and 80mm, designed for use with our 1½", 2" and 2½" relief valves.

The socket and nut are manufactured in 316 stainless steel.

Description	Part No.
50mm socket	176/2660
50mm nut	176/2670
Silicone seal to suit 50mm DIN fittings	176/2675S
65mm socket	176/2645
65mm nut	176/2630
Silicone seal to suit 65mm DIN fittings	176/2635S
80mm socket	176/2550
80mm nut	176/2650
Silicone seal to suit 80mm DIN fittings	176/2685S

## Clamped Gauzes



Clamped gauze rings are available for our 1", 1½", 2½", 65mm and 80mm relief valves. They clamp around the body ports and offer flame protection on valves with a vacuum setting of 0.21 Bar (6"Hg) and above. For valves with a vacuum setting of less than 0.21 Bar, a clamped gauze is often fitted to offer dust protection.

Description	Part No.
Clamped gauze – 1" Minnow valves	179/0300
Clamped gauze – 1½" Twinact valves	200/5000
Clamped gauze – 2½" Twinact valves	130/5000
Clamped gauze – 2½"/65mm Super Maxi valves *	176/2900
Clamped gauze – 80mm Hyper Maxi 043/series & 049/series only *	176/2920

Fitting a clamped gauze to a Minnow or Twinact relief valve reduces the valve flow rate.

Fitting clamped gauze 176/2900 to a 65mm Super Maxi relief valve reduces the valve flow rate by 1%.

Fitting clamped gauze 176/2920 to an 043/series or 049/series 80mm Hyper Maxi relief valve reduces the valve flow rate by 5.4%.

\* Please note that the 176/2900 and 176/2920 are NOT interchangeable. For further advice, please contact our Sales Department.

## Burst Disc Adaptor



The burst disc adaptor assembly is designed to hold a 65mm/65mm XL burst disc between the tank and a 2½" BSP relief valve. It is designed for use in conjunction with the Fort Vale manometer to monitor the integrity of the disc. (Burst disc not included)

Description	Part No.
Burst disc adaptor	176/7020
65mm/65mm XL bursting disc	862/XXXXX

## Weld-in Sockets & Weld-in Nipple



Tank Weld-in Sockets are available in four sizes - 1", 1½", 2" and 2½". The Tank Weld-in Nipple is available in one size only to accommodate a 1" Minnow relief valve with female thread. All are heavy duty and the sockets have oversized threads to alleviate the need for re-tapping after welding. Contact parts manufactured in 316 stainless steel.

Description	Part No.
1" weld-in nipple	600/1026
1" weld-in socket	600/1025
1½" weld-in socket	600/1010
2" weld-in socket	600/1017
2½" weld-in socket	600/1000

## Pressure Gauge



The pressure gauge is designed to be used for pressure readings of tanks. It may be fitted either above or below a burst disc. All models have a 63mm (2½") stainless steel casing, are oil damped and have dual markings in Bar and PSI from 0 - 7 Bar (0-100 PSI). The gauge has a ¼" BSP male connection (¼" NPT available). We offer a choice of rear entry or bottom entry and brass or stainless steel internal parts.

Description	Part No.
0-7 Bar / 0-100 PSI pressure gauge, bottom entry, brass internal parts	921/07BBSP
0-7 Bar / 0-100 PSI pressure gauge, rear entry, brass internal parts	921/07RBSP
0-7 Bar / 0-100 PSI pressure gauge, bottom entry, stainless steel internal parts	920/07BBSP

## Relief Valve Maintenance



The special tools necessary for satisfactory maintenance and refurbishment of Fort Vale Twinact relief valves are available as a universal kit, part number **400/2000**.

Description	Part No.
C spanner (1½" & 2½")	400/3000
O ring sleeve (2½")	400/8135
Vacuum assembly C clamp (1½" & 2½")	400/8310
Vacuum poppet tool (2½")	400/8320
Top cap assembly tool (1½" & 2½")	400/8330
Pressure plate lift spacer (2½")	400/8335
O ring sleeve (2½")	400/8350
Vacuum poppet O ring press (2½")	400/8351
Vacuum poppet tool (1½")	400/8420
Pressure plate lift spacer (1½")	400/8435
O ring sleeve (1½")	400/8450
Vacuum poppet O ring press (1½")	400/8451





### **Fort Vale UK** **Head Office & Manufacturing Plant**

Tel : +44 (0)1282 687120  
Fax : +44 (0)1282 687110  
Email : sales@fortvale.com

### **Fort Vale USA**

Tel : +1 281 471 8100  
Fax : +1 281 471 8116  
Email : ussales@fortvale.com

### **Fort Vale Netherlands**

Tel : +31 (0)180 483333  
Fax : +31 (0)180 410797  
Email : bvsales@fortvale.com

### **Fort Vale Russian Federation**

Tel : +7 916 682 0947  
Email : rw@fortvale.ru

### **Fort Vale P.R. China**

Tel : +86 21 6442 1367  
Fax : +86 21 6442 1376  
Email : cnsales@fortvale.com

### **Fort Vale Singapore**

Tel : +65 6515 9950  
Fax : +65 6515 3034  
Email : sgsales@fortvale.com

### **Fort Vale Australia**

Tel : +61 7 3310 4854  
Email : ausales@fortvale.com

All goods supplied will be subject to Fort Vale Engineering Ltd Terms and Conditions of Sale (Ref. FV4) which are available upon request, or may be viewed at [www.fortvale.com](http://www.fortvale.com).

Please note that this brochure and the contents herein remain the property of Fort Vale Engineering Limited.

This brochure may not be copied or reproduced, or the information contained herein divulged to any third party without the prior written permission of Fort Vale Engineering Limited.

Repair/refurbishment/resetting of Fort Vale valves may be carried out only by trained and authorised personnel. Fort Vale Engineering Limited shall not, in any circumstances, be liable for injuries, losses, expenses or damage, direct or consequential, sustained by the buyer or any person which may in any degree be attributable to the adoption, either by the buyer or any third party, of technical or other information, data or advice given on behalf of Fort Vale Engineering Limited or however otherwise caused in relation to the use of its products in accordance with Fort Vale Engineering Limited's recommendation.

The specifications included in this catalogue are intended to be generic and must be interpreted as equivalent or functionally equivalent. The identification of many items is facilitated by illustrations (photographs and line drawings). The mention of, or reference to specific companies, national standards, or trade names, including those that might appear on the photographs, is intended for illustration purposes only. It does not imply an endorsement, preference or availability of any specific standard, brand or supplier.

The data and information contained herein is being provided for information only and without responsibility, and Fort Vale Engineering Limited makes no representations or warranties, either expressed or implied, as to the accuracy, completeness, or fitness for a particular purpose. Fort Vale Engineering Limited does not accept any responsibility or liability with regard to the reliance on, or use of this data and information.