



“DRYTYT”  
DRY DISCONNECT  
COUPLINGS  
CATALOGUE  
//

REVISION 04-24.07.19



The Fort Vale Range  
of Dry Disconnect  
Tank Units & Hose Units





## DRYTYT COUPLINGS //

PAGE

» Introduction - Features & Applications	1
- Drytyt Coupling Operating Procedure	2
» 56mm Drytyt Tank Unit	3/4
» 56mm Coupling Selectivity Systems	5
» 70mm Drytyt Tank Unit	7/8
» 70mm Drytyt Hose Unit	9/10
» 70mm Coupling Selectivity Systems	11
» 105mm Drytyt Tank Unit	13/14
» 105mm Drytyt Hose Unit	15/16
» 105mm Coupling Selectivity Systems	21
» 119mm Drytyt Tank Unit	17/18
» 119mm Drytyt Hose Unit	19/20
» 119mm Coupling Selectivity Systems	21
» 164mm Drytyt Tank Unit	23/24
» 164mm Drytyt Hose Unit	25/26
» 164mm Coupling Selectivity Systems	27
» Pressure-Tight Cap - to suit Drytyt Tank Units	29
» Pressure-Tight Cap Operating Instructions	30



**Fort Vale “Drytyt” dry disconnect couplings provide a quick and safe bulk liquid transfer system where product spillage cannot be tolerated, for example due to environmental regulations, operator safety or a hazardous/costly cargo.**

**“Drytyt” Coupling Features :**

Designed to **STANAG 3756** (Edition 4) - NATO Standardization Agency\*  
(\*119mm tank unit/hose unit only)

Approved to **BS EN12516-2** - Valves - Shell Design Strength  
**BS EN14432** - Tank equipment for the transport of liquid  
chemicals (Tank Units and Caps only)

316 Stainless Steel for maximum corrosion resistance

Variety of seal materials available for cargo compatibility

Fire-safe design

Threaded or flanged connection

“Keyed Selectivity” and colour coding available to prevent  
cross-contamination of products

Available in 56mm, 70mm, 105mm, 119mm & 164mm sizes

Compatible and interchangeable with other manufacturer’s units

Fire-safe designed pressure-tight cap available.

**“Drytyt” Couplings are used on :**

ISO Container Tanks

Road Tankers

Offshore and Marine Vessels

Rail Tanks

**Product applications include :**

Chemical

Petrochemical

Fuels

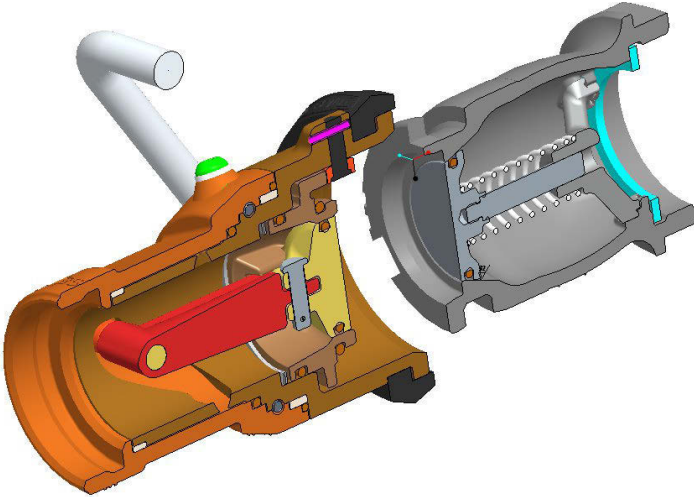
Pharmaceutical

By-products/Waste

Food/Beverage.

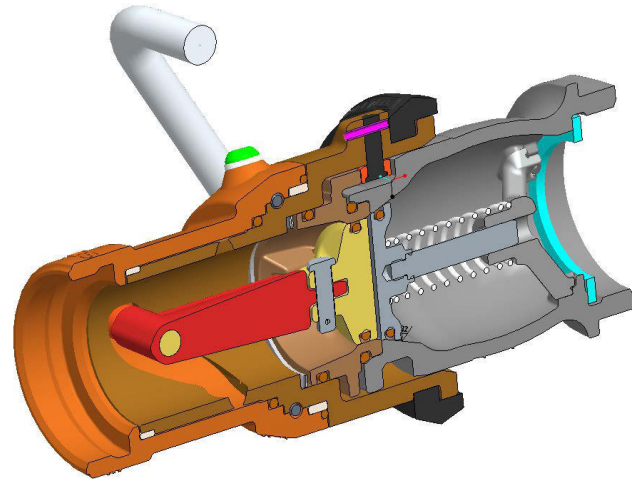


“Drytyt” Coupling Operating Procedure



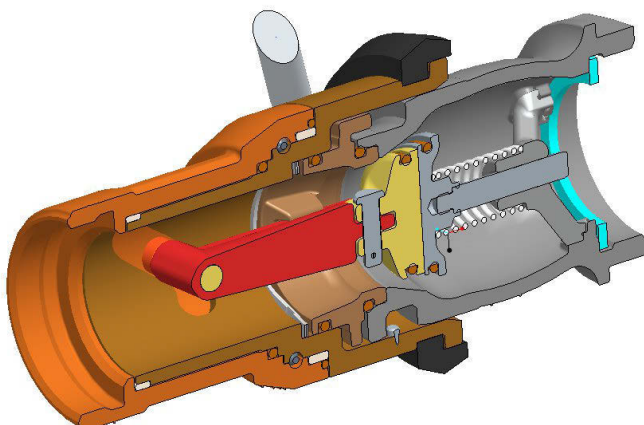
**Step 1**

Align the female hose unit to the male tank unit, ensuring that any keyed selectivity matches.



**Step 2**

Push the female hose unit over the male tank unit. Using the handle(s), twist the hose unit to engage and open the coupler.



**Step 3**

Reverse the above steps to disengage the couplings without spillage, i.e. Using the handle(s), twist the hose unit and pull gently to release.



Fort Vale "Drytyt" couplings are compatible & interchangeable with Todo®, Mann-Tek® & Avery Hardoll® units.

### Range

Part No.	Inlet Connection
376X/B560AXX	1" BSP inlet

### Seal Limitations

Seal Code	Seal Material	Seal Temp. Range
376B/	Butyl	-40°C to +150°C
376E/	EPDM	-40°C to +150°C
376F/	Fortyt	-40°C to +200°C
376K/	Kalrez	-15°C to +200°C
376N/	Nitrile	-30°C to +100°C
376P/	Perfluoroelastomer	-15°C to +200°C
376Q/	Viton A-FDA approved	-20°C to +200°C
376V/	Viton	-20°C to +200°C

56mm "Drytyt" Tank Unit - 1" BSP inlet; 56mm outlet. Firesafe designed with non-protruding poppet alleviates the need to use a spacer when mounting onto a secondary discharge valve. Manufactured in 316 stainless steel. A range of seal materials is available.

**Options** : Available in 56mm, 70mm, 105mm, 119mm, 164mm with threaded (BSP or NPSL) or flanged inlet. All industry standard selective positions available. Different materials and colour coding available. Specific branded Perfluoroelastomer seals available on request. Compatible pressure-tight stainless steel cap available for all outlet sizes (may be used as secondary/tertiary closure). Dust caps available.

### Specification

Weight	0.69 Kg *Note
Static Design Pressure (MAWP)	25.0 Barg (362.5 PSIG)
Hydraulic Test Pressure	37.5 Barg (543.8 PSIG)
Max. Design Temperature	200°C (392°F) **Note
Min. Design Temperature	-40°C (-40°F) **Note

**Note** : \*weight varies according to valve specification  
\*\*metal parts only, see seal limitations

Maximum Coupling Pressure is determined by the hose unit.

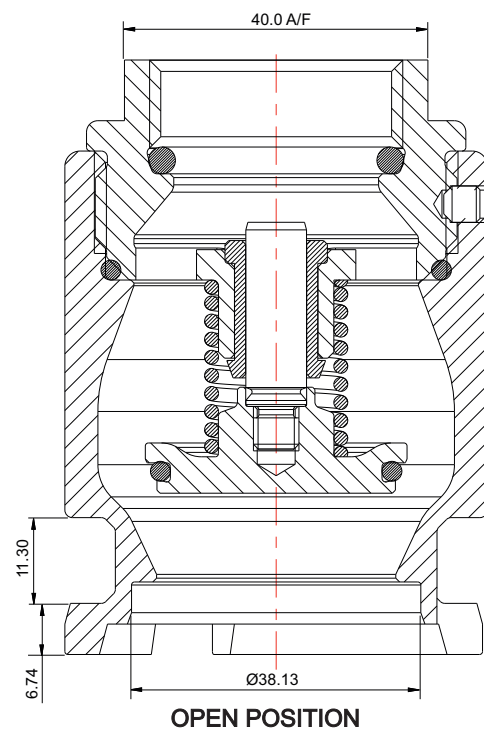
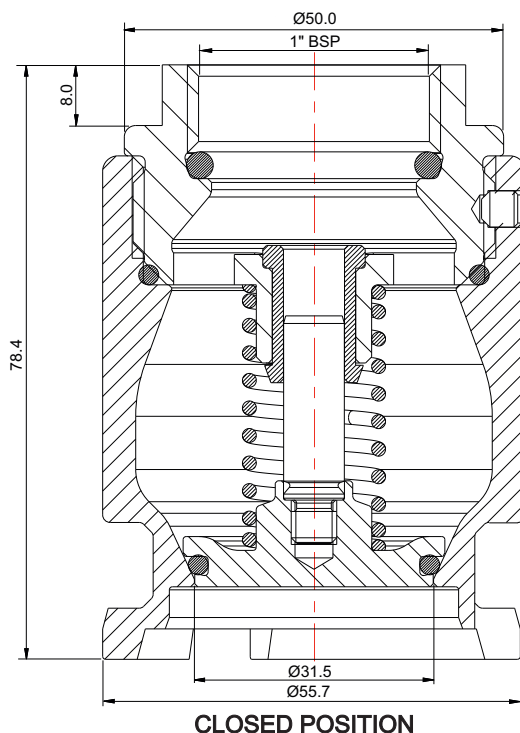
Approved to BS EN12516-2 & BS EN14432.

### Associated Parts

Part No.	Description
915/5410X	56mm pressure tight cap, st/st

### Fitting Details

Part Number : 376X/B560AXX



## Parts drawing

Part number : 376X/B560AXX

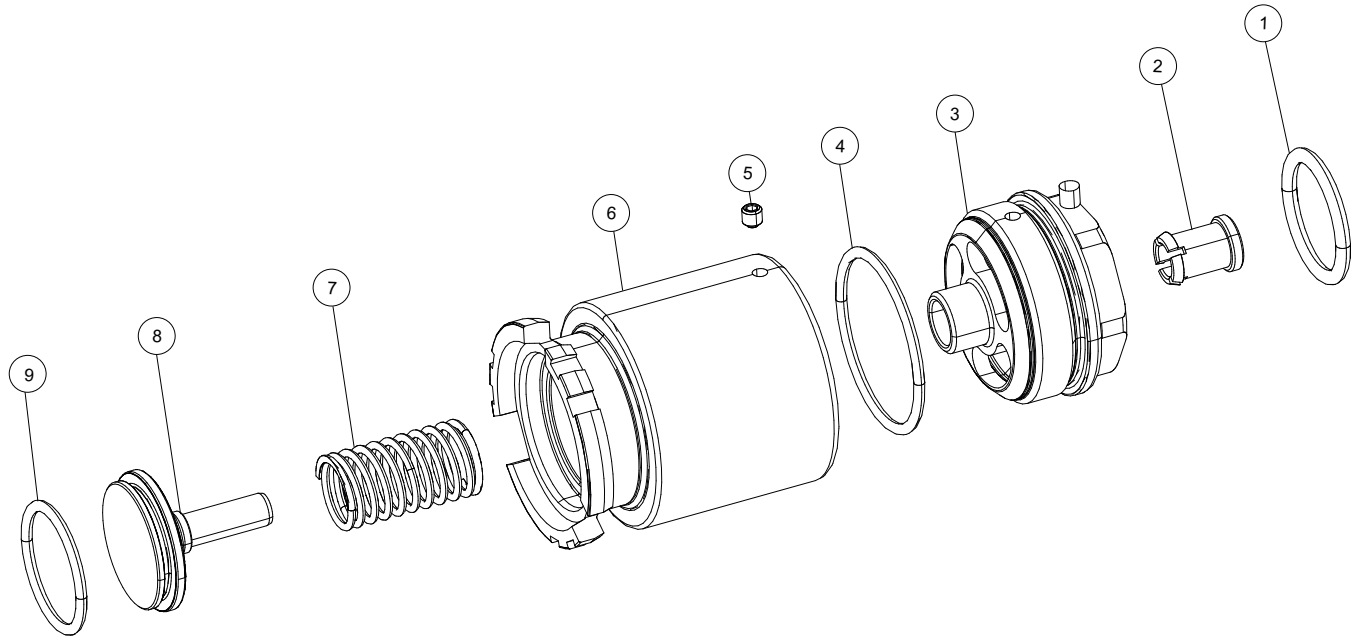


Table 1

Item	Description	Qty	Part number
1	PTFE O ring	1	ORB215P0
2	Guide bush	1	376/0566/1
3	1" BSP body half	1	376/B566
4	PTFE O ring	1	ORB130P0
5	Sockethead screw	1	5121-001
6	56mm "Drytyt" coupler body <b>*See Note</b>	1	376/B561AXX
7	Poppet spring	1	5104-805
8	Poppet assembly	1	376/0563
9	Poppet O ring <b>*See Table 1</b>	1	ORB121X

Seal Material	Part No.
Butyl	ORB121BU
EPDM	ORB121EP
Fortyt	ORB121F
Kalrez	ORB121K0
Nitrile	ORB121N
Perfluoroelastomer	ORB121K1
Viton	ORB121V

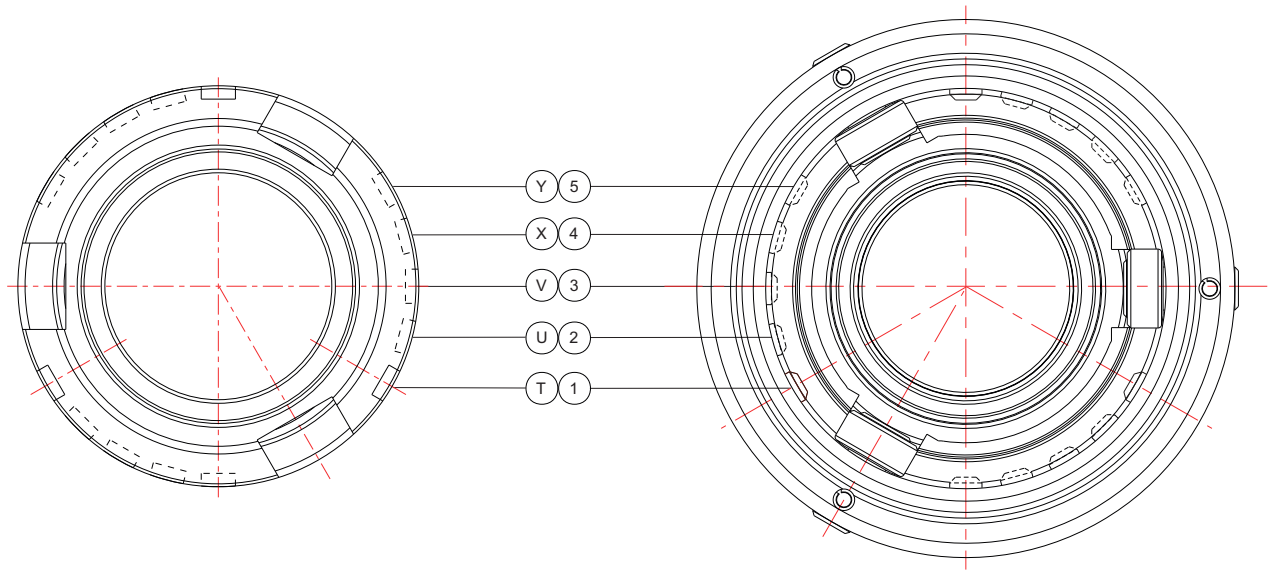
**Note** : Part number varies according to specification



## Todo® Selectivity System - 56mm

Tank Unit - Part number : 376X/B560XXX

Compatible 56mm Hose Unit



Fort Vale 56mm “Drytyt” couplings are available with 5 position selectivity and 10 position selectivity, see tables below.

The selectivity positions are compatible with **Todo®**, **Mann-Tek®** & **Avery Hardoll®** couplings.

When ordering, please add the chosen selectivity letter/numbers to the end of the part number e.g. 376X/B560X12

### 5 Position Selectivity

T	U	V	X	Y
---	---	---	---	---

### 10 Position Selectivity

12	13	14	15	23
24	25	34	35	45

**CAUTION** : You must check carefully when you connect the units because a hose unit with a single pin (from 5 position selectivity) will also fit a double slot tank unit (from 10 position selectivity).





Fort Vale "Drytyt" couplings are compatible & interchangeable with Todo®, Mann-Tek® & Avery Hardoll® units.

### Range

Part No.	Inlet Connection
376X/B700AXX	2" BSP inlet
376X/B700BXX	4 x Ø18.0 holes on a 125.0 PCD
376X/B700EXX	6 x Ø14.0 holes on a 158.8 PCD

### Seal Limitations

Seal Code	Seal Material	Seal Temp. Range
376B/	Butyl	-40°C to +150°C
376E/	EPDM	-40°C to +150°C
376F/	Fortyt	-40°C to +200°C
376K/	Kalrez	-15°C to +200°C
376N/	Nitrile	-30°C to +100°C
376P/	Perfluoroelastomer	-15°C to +200°C
376Q/	Viton A-FDA approved	-20°C to +200°C
376V/	Viton	-20°C to +200°C

70mm "Drytyt" Tank Unit - 2" BSP inlet; 70mm outlet. Firesafe designed with non-protruding poppet alleviates the need to use a spacer when mounting onto a secondary discharge valve. Manufactured in 316 stainless steel. A range of seal materials is available.

**Options :** Available in 56mm, 70mm, 105mm, 119mm, 164mm with threaded (BSP or NPSL) or flanged inlet. All industry standard selective positions available. Different materials and colour coding available. Specific branded Perfluoroelastomer seals available on request. Compatible pressure-tight stainless steel cap available for all outlet sizes (may be used as secondary/tertiary closure). Dust caps available.

### Specification

Weight	1.18 Kg* <b>Note</b>
Static Design Pressure (MAWP)	25.0 Barg (362.5 PSIG)
Hydraulic Test Pressure	37.5 Barg (543.8 PSIG)
Max. Design Temperature	200°C (392°F) ** <b>Note</b>
Min. Design Temperature	-40°C (-40°F) ** <b>Note</b>

**Note :** \*weight varies according to valve specification  
\*\*metal parts only, see seal limitations

Maximum Coupling Pressure is determined by the hose unit.

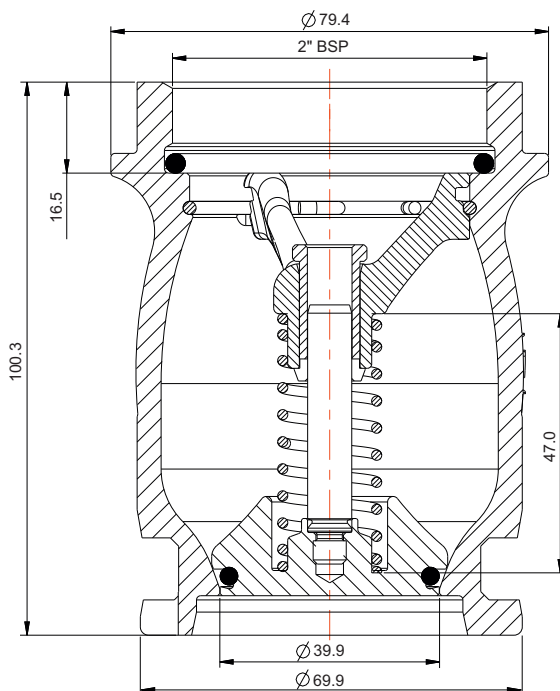
Approved to BS EN12516-2 & BS EN14432.

### Associated Parts

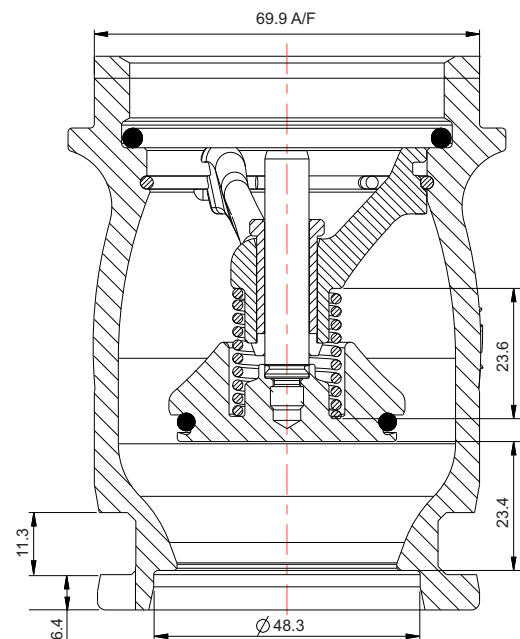
Part No.	Description
915/5420X	70mm pressure-tight cap, st/st
895X/0700AXX	70mm hose unit, threaded inlet

### Fitting Details

Part number : 376X/B700AXX



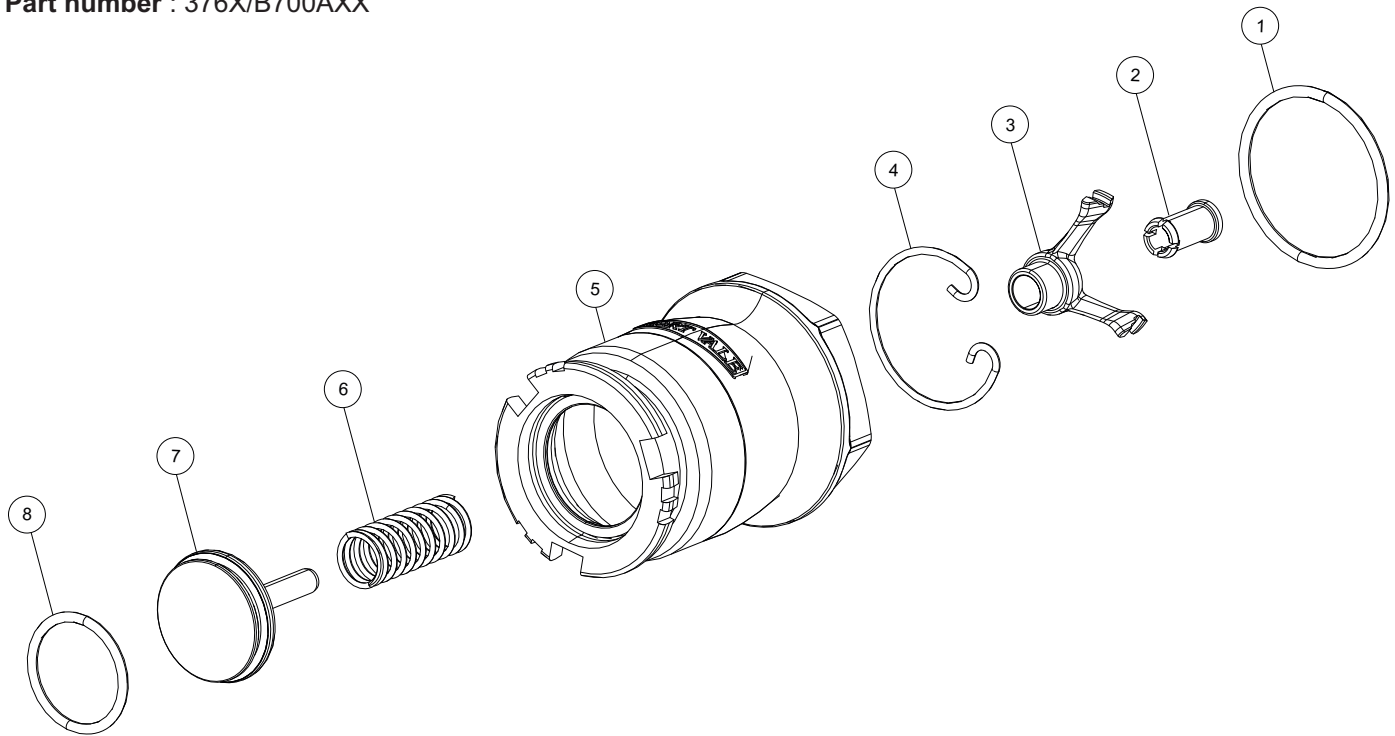
CLOSED POSITION



OPEN POSITION

## Parts drawing

Part number : 376X/B700AXX



Item	Description	Part number
1	PTFE O ring	ORB832P0
2	Guide bush	376/0702/2
3	Spider	376/B702
4	Snap ring	5120-081
5	70mm "Drytyt" coupler body <b>*See Note</b>	376/B701AXX
6	Poppet spring	5104-800
7	Poppet assembly	376/B703
8	Poppet O ring <b>*See Table 1</b>	5005-XXXX

**Note :** Part number varies according to specification

Table 1

Seal Material	Part No.
Butyl	5005-126
EPDM	5005-171E
Fortyt	5005-171F
Kalrez	5005-171K
Nitrile	5005-594
Perfluoroelastomer	5005-171P
Viton	5005-171



Fort Vale "Drytyt" couplings are compatible & interchangeable with Todo®, Mann-Tek® & Avery Hardoll® units.

### Range

Part No.	Inlet Connection
895X/0700A00	2" BSP inlet
895X/0700C00	2" NPSL inlet
895X/0700F00	2" BSP inlet with a low profile handle

"X" is variable and designates seal material, see Table below.

Seal Code	Seal Material	Seal Temp. Range
895B/	Butyl	-40°C to +150°C
895E/	EPDM	-40°C to +150°C
895K/	Kalrez	-15°C to +200°C
895N/	Nitrile	-30°C to +100°C
895P/	Perfluoroelastomer	-15°C to +200°C
895Q/	Viton A-FDA approved	-20°C to +200°C
895V/	Viton	-20°C to +200°C

70mm "Drytyt" Hose Unit - 2" BSP inlet with built-in swivel; 70mm outlet. Manufactured in 316 stainless steel. A range of seal materials is available.

**Options :** Available in 70mm, 105mm, 119mm, 164mm with a range of inlet connections. All industry standard selective positions are available. (See separate sheet COUP003 for details). Branded Perfluoroelastomer seals are available on request.

### Specification

Weight	2.95 Kg *See Note
Maximum Coupling Pressure	7 Barg (101.5 PSIG)
Static Design Pressure (MAWP)	25 Barg (362.5 PSIG)
Hydraulic Test Pressure	37.5 Barg (544.0 PSIG)
Max. Design Temperature	200°C (392°F) **Note
Min. Design Temperature	-40°C (-40°F) **Note

**Note :** \* weight varies according to specification  
\*\* metal parts only, see seal limitations

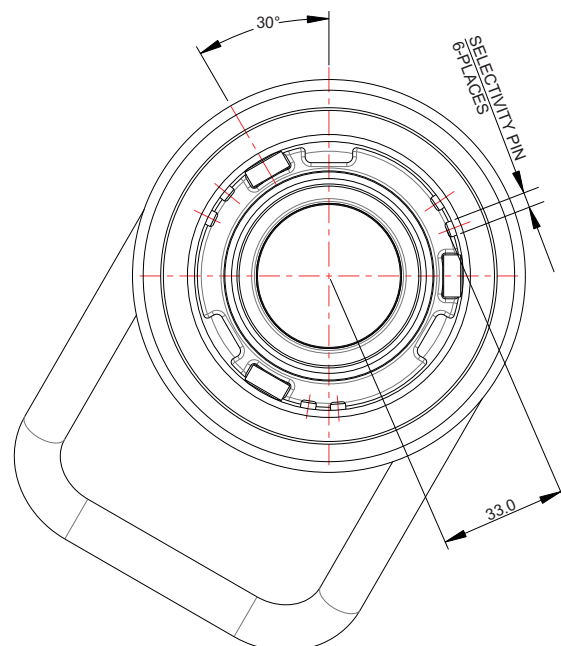
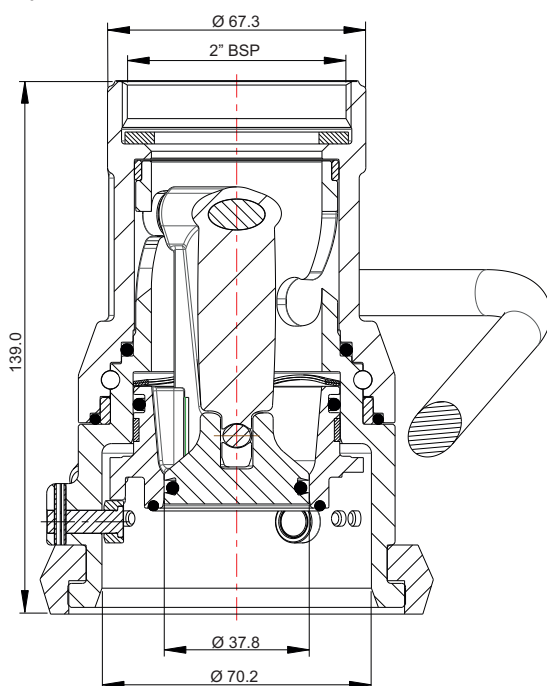
Approved to BS EN12516-2.

### Associated Parts

Part No.	Description
376X/B700AXX	70mm tank unit, threaded inlet
376X/B700BXX	70mm tank unit, flanged inlet
915/5171	70mm rubber dust plug

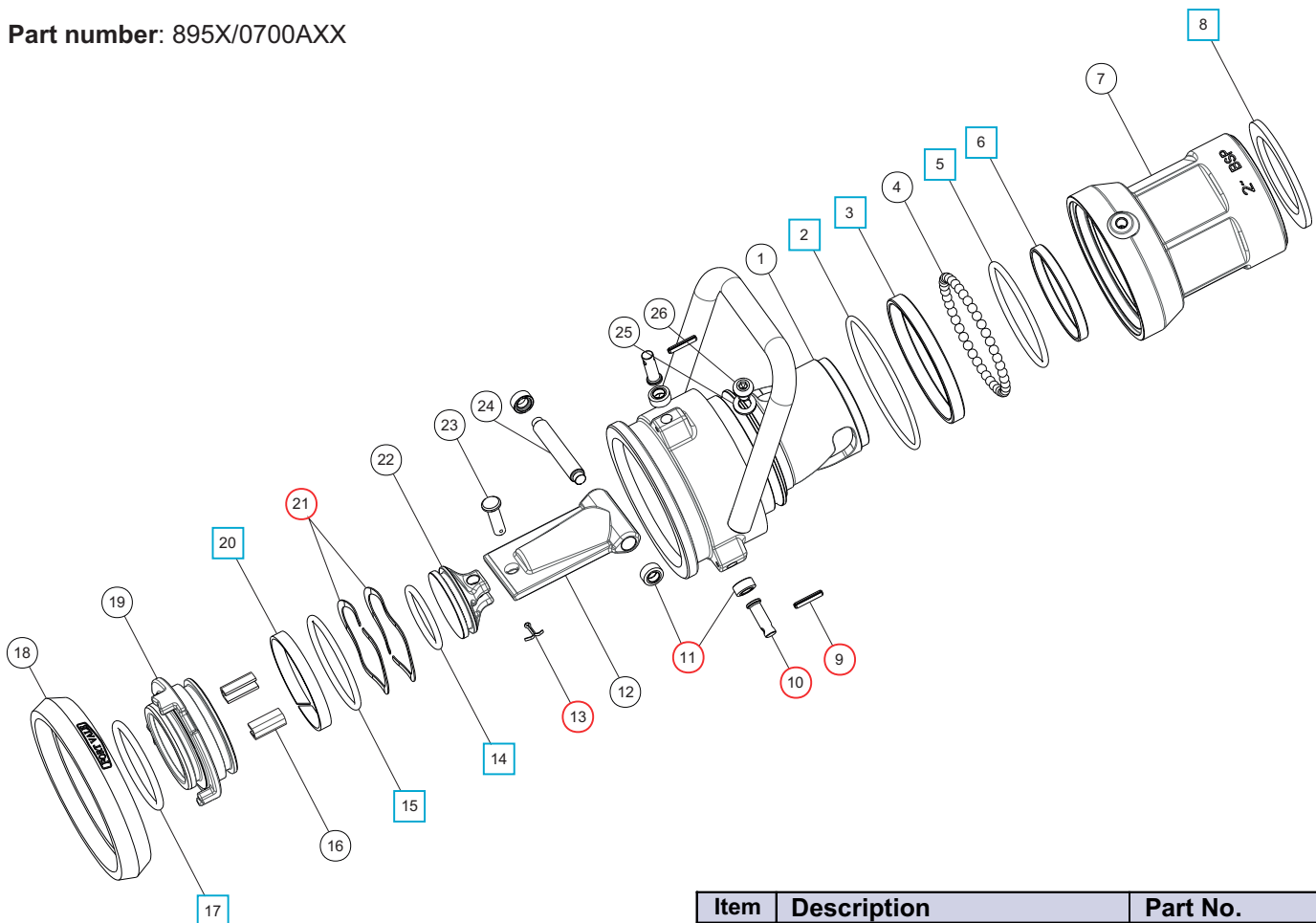
### Fitting Details

Example Shown : 895X/0700AXX



**Parts drawing**

Part number: 895X/0700AXX


**TABLE 1**

Seal Material	Part No.
Butyl	ORB227BU
EPDM	ORB227EP
Kalrez	ORB227KO
Nitrile	ORB227N
Perfluoroelastomer	ORB227K2
Viton	5005-156

**TABLE 2**

Seal Material	Part No.
Butyl	ORB217BU
EPDM	ORB217EP
Kalrez	ORB217KO
Nitrile	ORB217N
Perfluoroelastomer	ORB217K2
Viton	5005-173

**TABLE 3**

Seal Material	Part No.
Butyl	ORB225BU
EPDM	ORB225EP
Kalrez	ORB225KO
Nitrile	ORB225N
Perfluoroelastomer	ORB225K2
Viton	5005-201

**TABLE 4**

Seal Material	Part No.
Butyl	ORB129BU
EPDM	ORB129EP
Kalrez	ORB129KO
Nitrile	ORB129N
Perfluoroelastomer	ORB129K2
Viton	ORB129VR

Item	Description	Part No.
1.	Cammed body	895/0702XX
2.	Fortyt O ring	ORB149F1 <input type="checkbox"/> <input type="radio"/>
3.	Plain bearing	895/0708/3 <input type="checkbox"/> <input type="radio"/>
4.	Ball bearing (42)	10145SS
5.	O ring	<b>See Table 1</b> <input type="checkbox"/> <input type="radio"/>
6.	Plain bearing	895/0708 <input type="checkbox"/> <input type="radio"/>
7.	Swivel body	895/0701
8.	2" PTFE seal	10327P <input type="checkbox"/> <input type="radio"/>
9.	Roll pin (3)	5128-071 <input type="checkbox"/> <input type="radio"/>
10.	Roller spindle pin (3)	895/0707 <input type="checkbox"/> <input type="radio"/>
11.	Roller (5)	895/0706 <input type="checkbox"/> <input type="radio"/>
12.	Piston plate	895/0705/5
13.	Split pin	5118-012 <input type="checkbox"/> <input type="radio"/>
14.	O ring	<b>See Table 2</b> <input type="checkbox"/> <input type="radio"/>
15.	O ring	<b>See Table 3</b> <input type="checkbox"/> <input type="radio"/>
16.	Slide strip (2)	895/0708/4
17.	O ring	<b>See Table 4</b> <input type="checkbox"/> <input type="radio"/>
18.	Rubber buffer ring	895/0708/2
19.	Piston guide	895/0703
20.	Scarf cut bearing	895/0708/5 <input type="checkbox"/> <input type="radio"/>
21.	Wavey spring (2)	5111-185 <input type="checkbox"/> <input type="radio"/>
22.	Piston head	895/0705/1
23.	Clevis pin	895/0705/8
24.	Piston spindle	895/0705/6
25.	M6 spring washer	5113-008
26.	M6 button screw	5111-610

**SEAL KIT**

 Part number 895XSK/0700 contains all parts marked 
**REPAIR KIT**

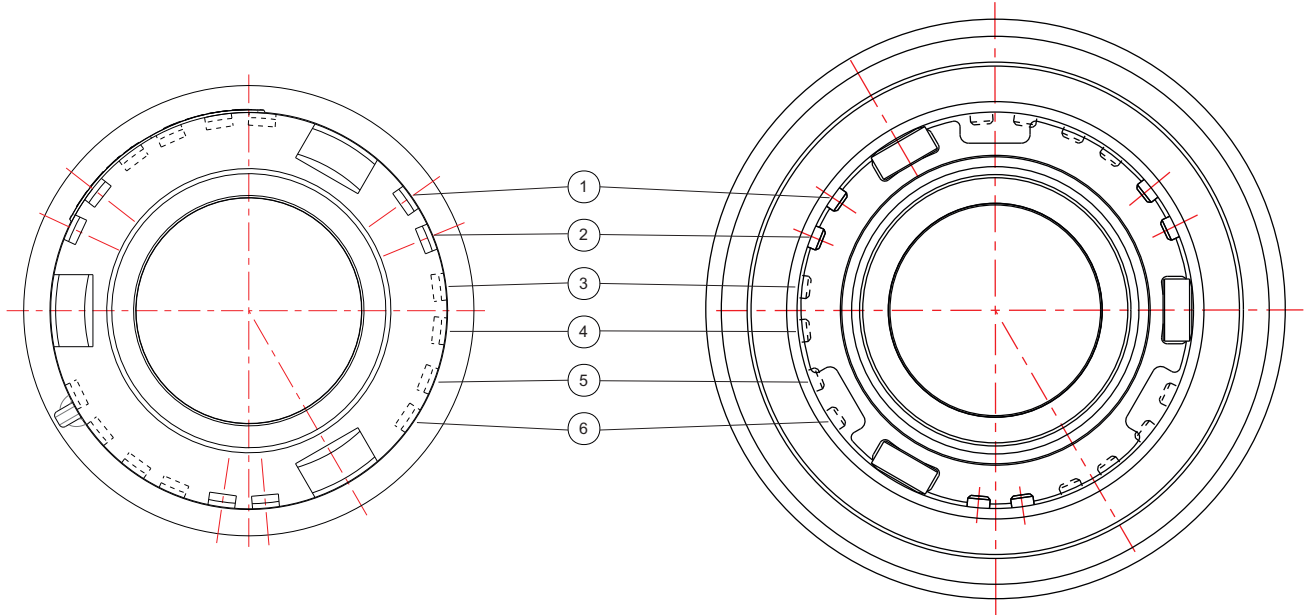
 Part number 895XRK/0700 contains all parts marked 

 (X indicates variable seal material, see Tables 1-4  
 eg. 895VSK/0700 indicates Viton seals throughout)

# Fort Vale “Drytyt” Selectivity System - 70mm

Tank Unit - Part number : 376X/B700XXX

Hose Unit - Part number : 895X/0700XXX



Fort Vale 70mm “Drytyt” couplings are available with 15 selectivity options from A to Q. See table below. When ordering, please add the chosen selectivity letter to the end of the part number e.g. 376X/B700XQ 895X/0700XQ

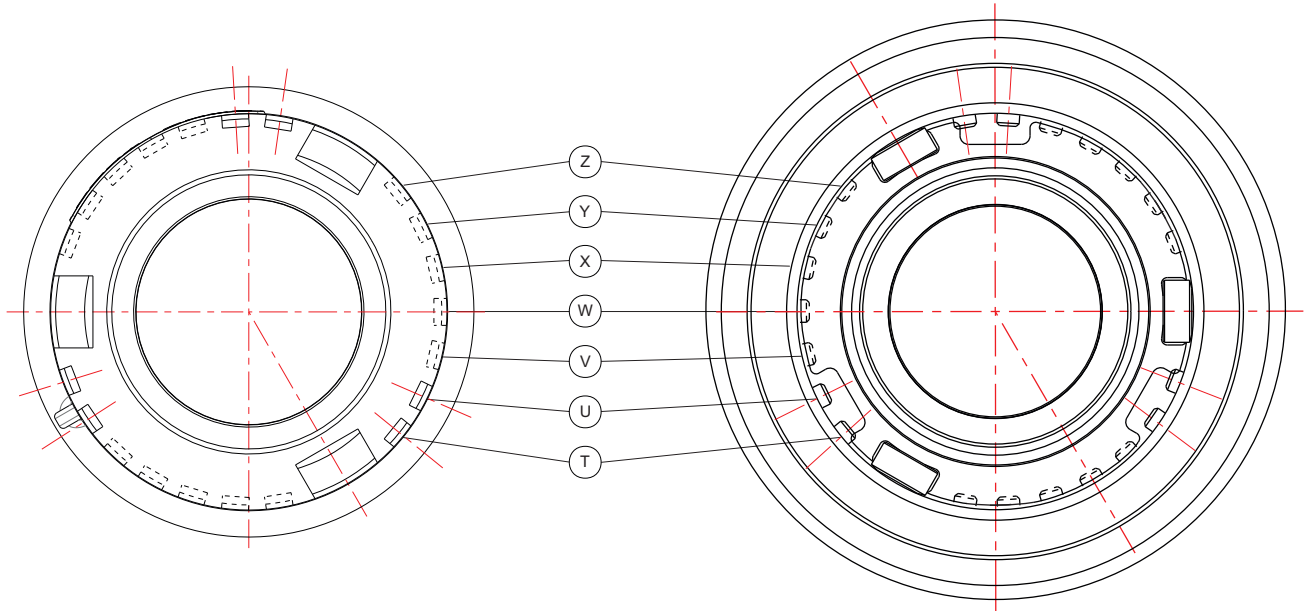
### 15 Position Selectivity

Selectivity Letter	A	B	C	D	E	F	G	H	J	K	L	M	N	P	Q
Pin & Slot Position	1+2	1+3	1+4	1+5	1+6	2+3	2+4	2+5	2+6	3+4	3+5	3+6	4+5	4+6	5+6

# Todo® Selectivity System - 70mm

Tank Unit - Part number : 376X/B700XXX

Hose Unit - Part number : 895X/0700XXX



Fort Vale 70mm “Drytyt” couplings are also available with 7 position selectivity and 21 position selectivity. (i.e. **Todo®**, **Mann-Tek®** & **Avery Hardoll®** compatible) See tables below.

When ordering, please add the chosen selectivity letter/number to the end of the part number e.g. 376X/B700XTU 895X/0700XTU

### 7 Position Selectivity

T	U	V	W	X	Y	Z
---	---	---	---	---	---	---

### 21 Position Selectivity

TU	TV	TW	TX	TY	TZ	UV
UW	UX	UY	UZ	VW	VX	VY
VZ	WX	WY	WZ	XY	XZ	YZ

**CAUTION** : You must check carefully when you connect the units because a hose unit with a single pin (from 7 position selectivity) will also fit a double slot tank unit (from 21 position selectivity).







Fort Vale "Drytyt" couplings are compatible & interchangeable with Todo®, Mann-Tek® & Avery Hardoll® units.

### Range

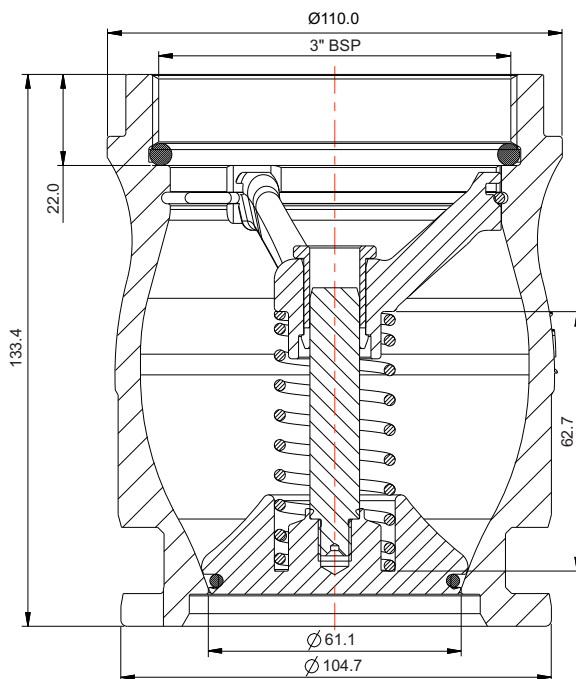
Part No.	Inlet Connection
376X/B050AXX	3" BSP inlet
376X/B050BXX	8 x Ø18.0 holes on a 160.0 PCD
376X/B050CXX	4 x Ø19.0 holes on a 152.4 PCD
376X/B050GXX	4 x Ø17.0 holes on a 160.0 PCD

### Seal Limitations

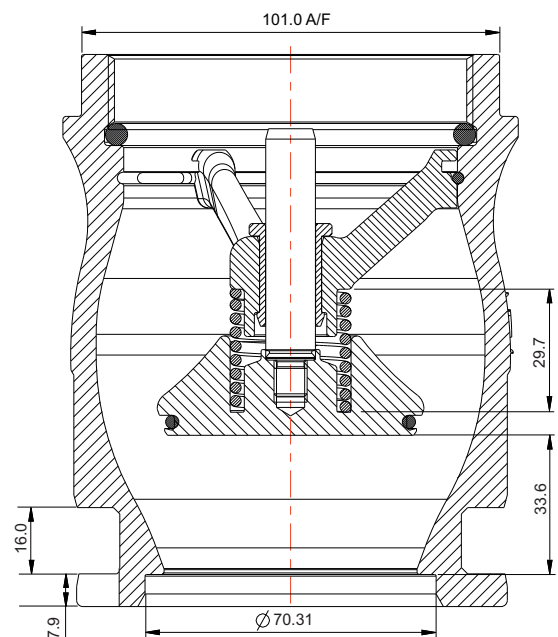
Seal Code	Seal Material	Seal Temp. Range
376B/	Butyl	-40°C to +150°C
376E/	EPDM	-40°C to +150°C
376F/	Fortyt	-40°C to +200°C
376K/	Kalrez	-15°C to +200°C
376N/	Nitrile	-30°C to +100°C
376P/	Perfluoroelastomer	-15°C to +200°C
376Q/	Viton A-FDA approved	-20°C to +200°C
376V/	Viton	-20°C to +200°C

### Fitting Details

Part Number : 376X/B050AXX



CLOSED POSITION



OPEN POSITION

105mm "Drytyt" Tank Unit - 3" BSP inlet; 105mm outlet. Firesafe designed with non-protruding poppet alleviates the need to use a spacer when mounting onto a secondary discharge valve. Manufactured in 316 stainless steel. A range of seal materials is available.

**Options** : Available in 56mm, 70mm, 105mm, 119mm, 164mm with threaded (BSP or NPSL) or flanged inlet. All industry standard selective positions available. Different materials and colour coding available. Specific branded Perfluoroelastomer seals available on request. Compatible pressure-tight stainless steel cap available for all outlet sizes (may be used as secondary/tertiary closure). Dust caps available.

### Specification

Weight	3.30 Kg *Note
Static Design Pressure (MAWP)	25.0 Barg (362.5 PSIG)
Hydraulic Test Pressure	37.5 Barg (543.8 PSIG)
Max. Design Temperature	200°C (392°F) **Note
Min. Design Temperature	-40°C (-40°F) **Note

**Note** : \* weight varies according to valve specification  
\*\*metal parts only, see seal limitations

Maximum Coupling Pressure is determined by the hose unit.

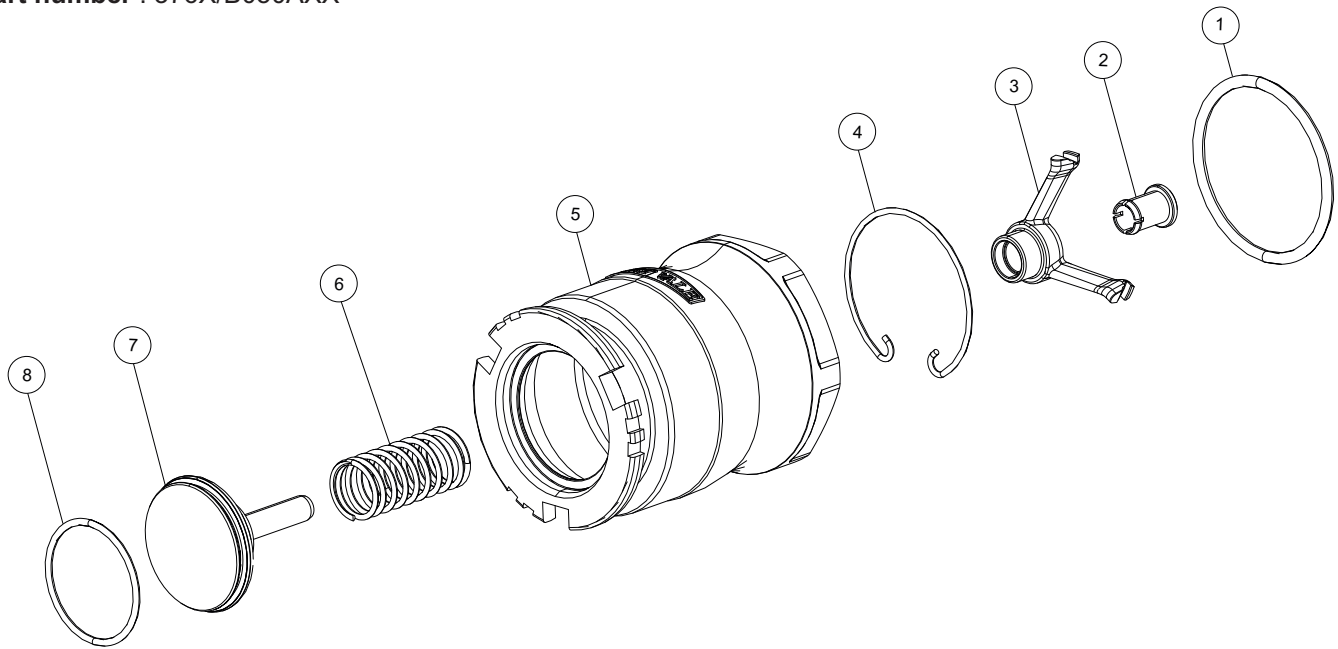
Approved to BS EN12516-2 & BS EN14432.

### Associated Parts

Part No.	Description
915/5480X	105mm pressure-tight cap, st/st
895X/1050AXX	105mm hose unit, threaded inlet

## Parts drawing

Part number : 376X/B050AXX



Item	Description	Part number
1	PTFE O ring	5005-103
2	Guide bush	376/1052/2
3	Spider	376/B192
4	Snap ring	5120-082
5	105mm "Drytyt" coupler body <b>*See Note</b>	376/B051AXX
6	Poppet spring	5104-799
7	Poppet assembly	376/B153
8	Poppet O ring <b>*See Table 1</b>	5005-XXXX

**Note :** Part number varies according to specification

Table 1

Seal Material	Part No.
Butyl	5005-157
EPDM	5005-156E
Fortyt	5005-750
Kalrez	5005-156K
Nitrile	5005-156N
Perfluoroelastomer	5005-156P
Viton	5005-156



Fort Vale "Drytyt" couplings are compatible & interchangeable with Todo®, Mann-Tek® & Avery Hardoll® units.

### Range

Part No.	Inlet Connection
895X/1050A00	3" BSP inlet
895X/1050B00	2 1/2" BSP inlet
895X/1050C00	3" NPSL inlet
895X/1050F00	3" ASA 150 flanged inlet
895X/1050G00	DN80 PN25/40 flanged inlet

"X" is variable and designates seal material, see Table below.

Seal Code	Seal Material	Seal Temp. Range
895B/	Butyl	-40°C to +150°C
895E/	EPDM	-40°C to +150°C
895K/	Kalrez	-15°C to +200°C
895N/	Nitrile	-30°C to +100°C
895P/	Perfluoroelastomer	-15°C to +200°C
895Q/	Viton A-FDA approved	-20°C to +200°C
895V/	Viton	-20°C to +200°C

105mm "Drytyt" Hose Unit - Available with either 2 1/2" BSP or 3" BSP inlet with built-in swivel (see Range); 105mm outlet. Manufactured in 316 stainless steel. A range of seal materials is available.

**Options :** Available in 70mm, 105mm, 119mm, 164mm with a range of inlet connections. All industry standard selective positions are available. (See separate sheet COUP013 for details). Branded Perfluoroelastomer seals are available on request.

### Specification

Weight	8.97 Kg *See Note
Maximum Coupling Pressure	7 Barg (101.5 PSIG)
Static Design Pressure (MAWP)	25 Barg (362.5 PSIG)
Hydraulic Test Pressure	37.5 Barg (544.0 PSIG)
Max. Design Temperature	200°C (392°F) **Note
Min. Design Temperature	-40°C (-40°F) **Note

**Note :** \*weight varies according to specification  
\*\* metal parts only, see seal limitations

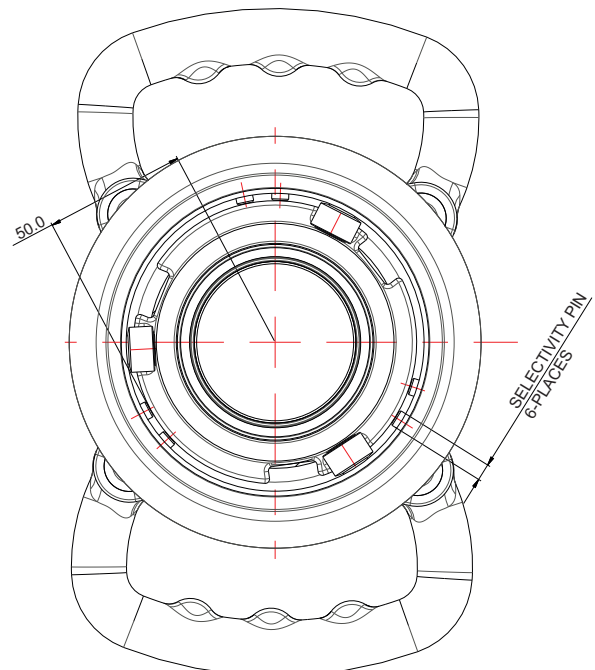
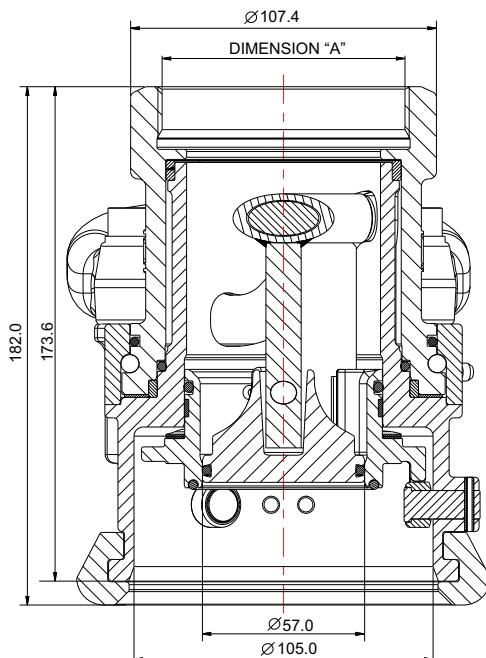
Approved to BS EN12516-2

### Associated Parts

Part No.	Description
376X/B050A00	105mm tank unit, threaded inlet
376X/B050B00	105mm tank unit, flanged inlet

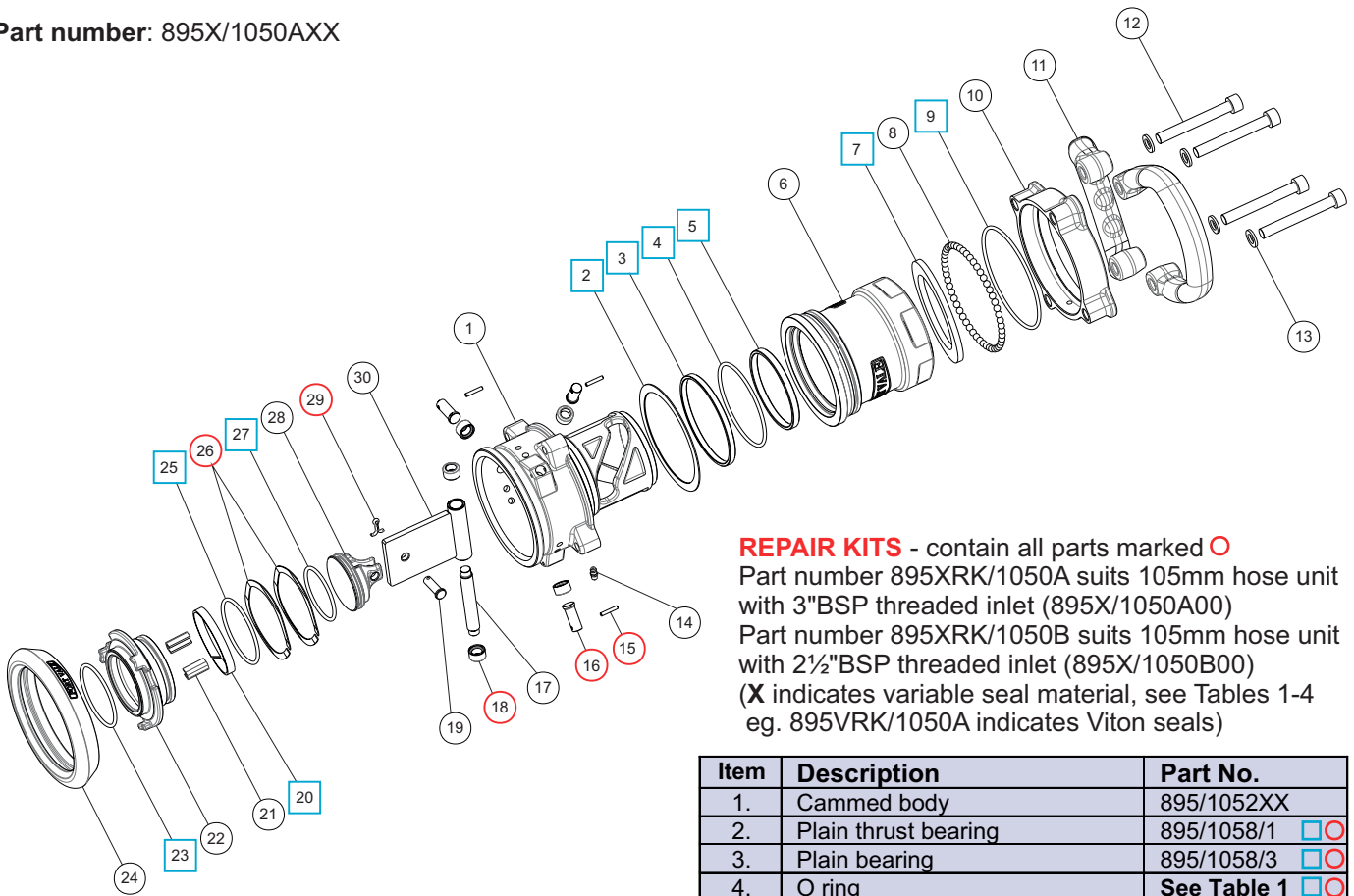
### Fitting Details

Part Number : 895X/1050AXX indicates 3" BSP inlet - see DIMENSION "A"  
895X/1050BXX indicates 2 1/2" BSP inlet - see DIMENSION "A"



## Parts drawing

Part number: 895X/1050AXX



### REPAIR KITS - contain all parts marked O

Part number 895XRK/1050A suits 105mm hose unit with 3"BSP threaded inlet (895X/1050A00)

Part number 895XRK/1050B suits 105mm hose unit with 2½"BSP threaded inlet (895X/1050B00)

(X indicates variable seal material, see Tables 1-4 eg. 895VRK/1050A indicates Viton seals)

TABLE 1

Seal Material	Part No.
Butyl	ORB236BU
EPDM	ORB236EP
Kalrez	ORB236KO
Nitrile	ORB236N
Perfluoroelastomer	ORB236K2
Viton	5005-941

TABLE 2

Seal Material	Part No.
Butyl	ORB229BU
EPDM	ORB229EP
Kalrez	ORB229KO
Nitrile	ORB229N
Perfluoroelastomer	ORB229K2
Viton	5005-313

TABLE 3

Seal Material	Part No.
Butyl	ORB230BU
EPDM	ORB230EP
Kalrez	ORB230KO
Nitrile	ORB230N
Perfluoroelastomer	ORB230K2
Viton	5005-996

TABLE 4

Seal Material	Part No.
Butyl	ORB226BU
EPDM	ORB226EP
Kalrez	ORB226KO
Nitrile	ORB226N
Perfluoroelastomer	ORB226K2
Viton	5005-299

Item	Description	Part No.
1.	Cammed body	895/1052XX
2.	Plain thrust bearing	895/1058/1 <input type="checkbox"/> <input type="radio"/>
3.	Plain bearing	895/1058/3 <input type="checkbox"/> <input type="radio"/>
4.	O ring	See Table 1 <input type="checkbox"/> <input type="radio"/>
5.	Plain bearing	895/1058 <input type="checkbox"/> <input type="radio"/>
6.	Swivel body	895/1051
7.	PTFE seal – 2½" PTFE seal – 3"	10328P <input type="checkbox"/> <input type="radio"/> 10329P
8.	Ball bearing (52)	10143SS
9.	Viton O ring	5005-658V <input type="checkbox"/> <input type="radio"/>
10.	Bearing outer body	895/1054
11.	Plastic coated handle (2)	895/1199L
12.	M10 cap head bolt (4)	5111-183
13.	M10 spring washer (4)	5113-029
14.	Grease nipple	5128-026
15.	Roll pin (3)	5128-002 <input type="radio"/>
16.	Roller spindle pin (3)	895/1197 <input type="radio"/>
17.	Roller spindle	895/1055/6
18.	Roller (5)	895/1196 <input type="radio"/>
19.	Clevis pin	895/1195/8
20.	Scarf cut bearing	895/1058/4 <input type="checkbox"/> <input type="radio"/>
21.	Slide strip (2)	895/1058/5
22.	Piston guide	895/1053
23.	O ring	See Table 2 <input type="checkbox"/> <input type="radio"/>
24.	Rubber buffer ring	895/1058/2
25.	O ring	See Table 3 <input type="checkbox"/> <input type="radio"/>
26.	Wavey washer (2)	5111-186 <input type="radio"/>
27.	O ring	See Table 4 <input type="checkbox"/> <input type="radio"/>
28.	Piston head	895/1055/1
29.	Split pin	5118-017 <input type="radio"/>
30.	Piston plate	895/1055/4

### SEAL KITS - contain all parts marked square symbol

Part number 895XSK/1050A suits 105mm hose unit with 3"BSP threaded inlet (895X/1050A00)

Part number 895XSK/1050B suits 105mm hose unit with 2½"BSP threaded inlet (895X/1050B00)

(X indicates variable seal material, see Tables 1-4 eg. 895VSK/1050A indicates Viton seals throughout)



Fort Vale "Drytyt" couplings are compatible & interchangeable with Todo®, Mann-Tek® & Avery Hardoll® units.

### Range

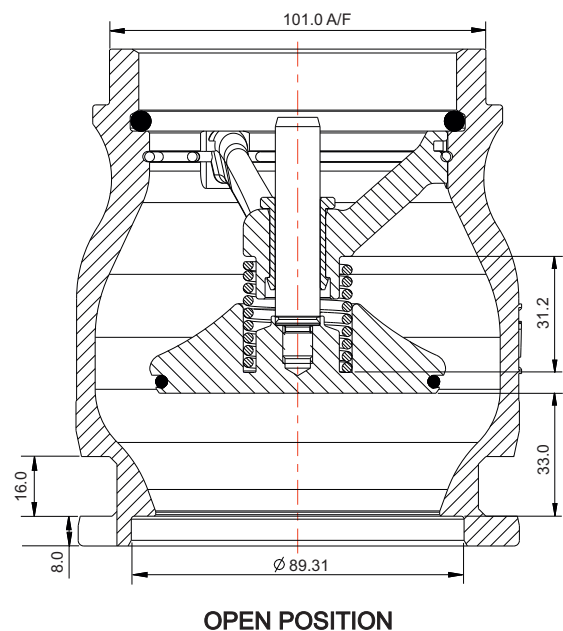
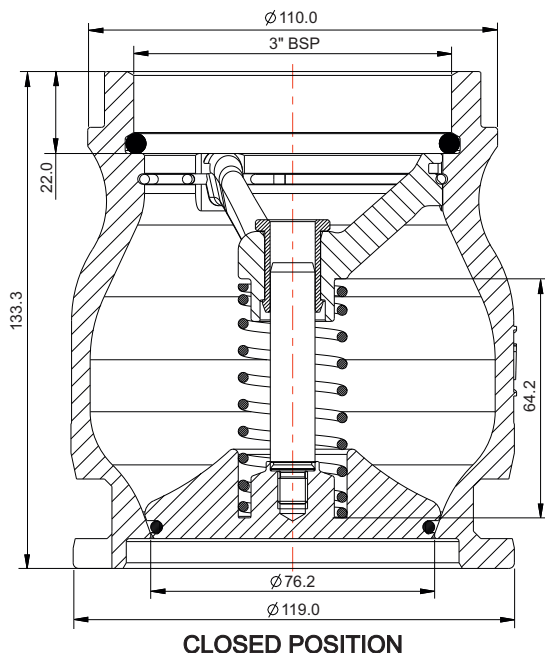
Part No.	Inlet Connection
376X/B190AXX	3" BSP inlet
376X/B190BXX	8 x Ø18.0 holes on a 160.0 PCD
376X/B190CXX	4 x Ø19.0 holes on a 152.4 PCD
376X/B190FXX	4 x Ø18.0 holes on a 160.0 PCD 30° angled outlet
376X/B190GXX	Flanged inlet with flats - 144mm A/F 4 x Ø17.0 holes on a 160.0 PCD

### Seal Limitations

Seal Code	Seal Material	Seal Temp. Range
376B/	Butyl	-40°C to +150°C
376E/	EPDM	-40°C to +150°C
376F/	Fortyt	-40°C to +200°C
376K/	Kalrez	-15°C to +200°C
376N/	Nitrile	-30°C to +100°C
376P/	Perfluoroelastomer	-15°C to +200°C
376Q/	Viton A-FDA approved	-20°C to +200°C
376V/	Viton	-20°C to +200°C

### Fitting Details

Part Number : 376X/B190AXX



119mm "Drytyt" Tank Unit - 3" BSP inlet; 119mm outlet. Firesafe designed with non-protruding poppet alleviates the need to use a spacer when mounting onto a secondary discharge valve. Manufactured in 316 stainless steel. A range of seal materials is available.

**Options** : Available in 56mm, 70mm, 105mm, 119mm, 164mm with threaded (BSP or NPSL) or flanged inlet. All industry standard selective positions available. Different materials and colour coding available. Specific branded Perfluoroelastomer seals available on request. Compatible pressure-tight stainless steel cap available for all outlet sizes (may be used as secondary/tertiary closure). Dust caps available.

### Specification

Weight	3.66 Kg *Note
Static Design Pressure (MAWP)	25.0 Barg (362.5 PSIG)
Hydraulic Test Pressure	37.5 Barg (543.8 PSIG)
Max. Design Temperature	200°C (392°F) **Note
Min. Design Temperature	-40°C (-40°F) **Note

**Note** : \*weight varies according to valve specification  
\*\*metal parts only, see seal limitations

Maximum Coupling Pressure is determined by the hose unit.

Designed to STANAG 3756 (Edition 4) - NATO Standardization Agency. (119mm size only)  
Approved to BS EN12516-2 & BS EN14432.

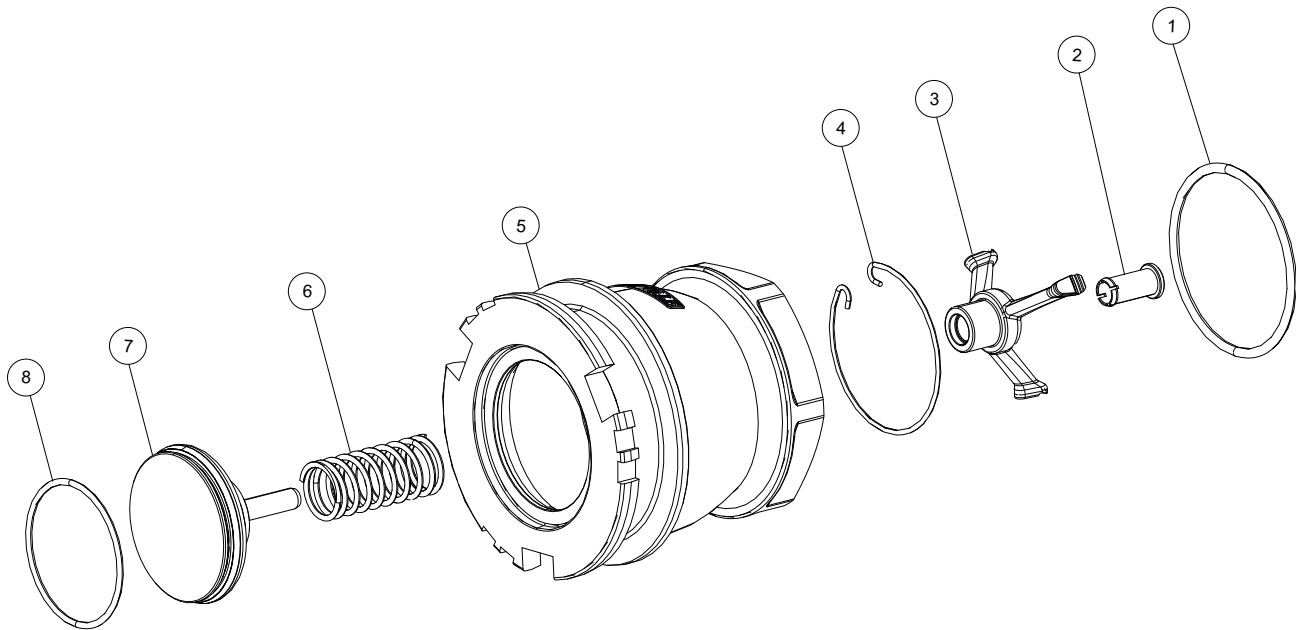
### Associated Parts

Part No.	Description
915/5470X	119mm pressure-tight cap, st/st
895X/1190AXX	119mm hose unit, threaded inlet

## Parts drawing



Part number : 376X/B190AXX



Item	Description	Part number
1	PTFE O ring	5005-103
2	Guide bush	376/1052/2
3	Spider	376/B192
4	Snap ring	5120-082
5	119mm "Drytyt" coupler body <b>*See Note</b>	376/B191AXX
6	Poppet spring	5104-799
7	Poppet assembly	376/B193X
8	Poppet O ring <b>*See Table 1</b>	5005-XXXX

**Note :** Part number varies according to specification

**Table 1**

Seal Material	Part No.
Butyl	5005-730B
EPDM	5005-730E
Fortyt	5005-730F
Kalrez	5005-730K
Nitrile	5005-730N
Perfluoroelastomer	5005-151
Viton	5005-730



Fort Vale "Drytyt" couplings are compatible & interchangeable with Todo®, Mann-Tek® & Avery Hardoll® units.

## Range

Part No.	Inlet Connection
895X/1190A00	3" BSP inlet

"X" is variable and designates seal material, see Table below.

Seal Code	Seal Material	Seal Temp. Range
895B/	Butyl	-40°C to +150°C
895E/	EPDM	-40°C to +150°C
895K/	Kalrez	-15°C to +200°C
895N/	Nitrile	-30°C to +100°C
895P/	Perfluoroelastomer	-15°C to +200°C
895Q/	Viton A-FDA approved	-20°C to +200°C
895V/	Viton	-20°C to +200°C

## Associated Parts

Part No.	Description
376X/B190A00	119mm tank unit, threaded inlet
376X/B190B00	119mm tank unit, flanged inlet

119mm "Drytyt" Hose Unit - 3" BSP inlet with built-in swivel; 119mm outlet. Manufactured in 316 stainless steel. A range of seal materials is available.

**Options :** Available in 70mm, 105mm, 119mm, 164mm with a range of inlet connections. All industry standard selective positions are available. (See separate sheet COUP013 for details). Branded Perfluoroelastomer seals are available on request.

## Specification

Weight 10.02 Kg \*See Note

### Design Condition - 1 (20 Barg)

Maximum Coupling Pressure 4 Barg (58 PSIG)  
 Static Design Pressure (MAWP) 20 Barg (290.0 PSIG)  
 Hydraulic Test Pressure 30 Barg (435.0 PSIG)  
 Max. Design Temperature 200°C (392°F) \*\*Note  
 Min. Design Temperature -40°C (-40°F) \*\*Note

### Design Condition - 2 (25 Barg)

Maximum Coupling Pressure 4 Barg (58 PSIG)  
 Static Design Pressure (MAWP) 25 Barg (362.5 PSIG)  
 Hydraulic Test Pressure 37.5 Barg (543.8 PSIG)  
 Max. Design Temperature 100°C (212°F) \*\*Note  
 Min. Design Temperature -29°C (-20°F) \*\*Note

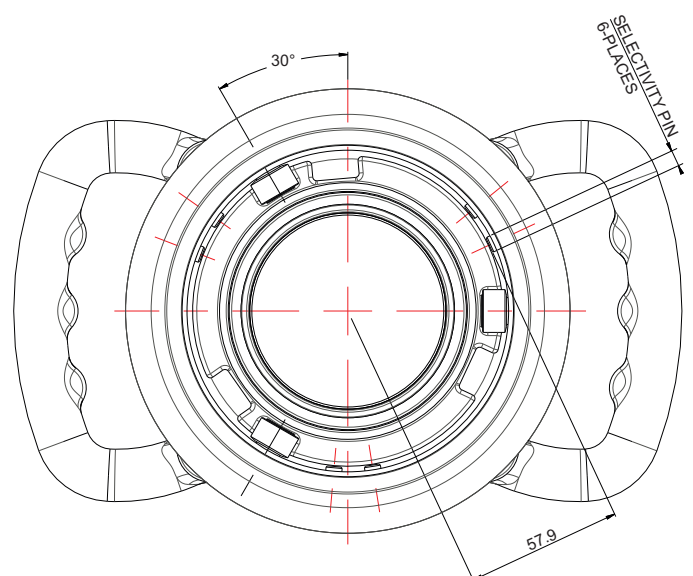
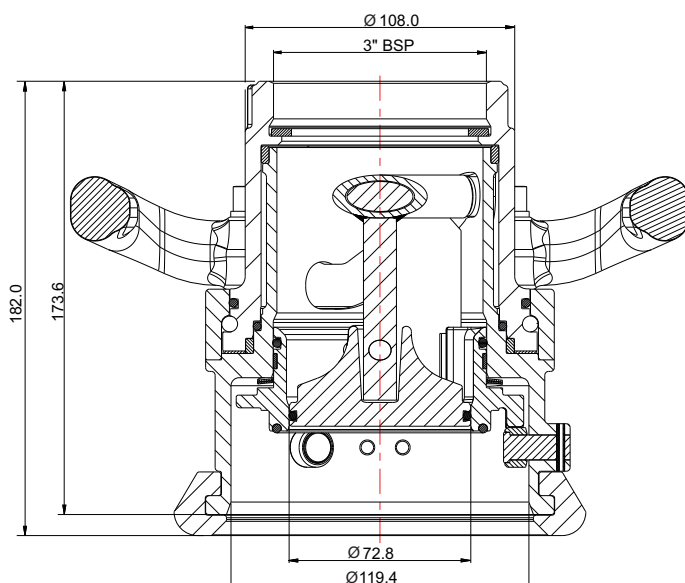
**Note :** \*weight varies according to specification  
 \*\* metal parts only, see seal limitations

Designed to STANAG 3756 (Edition 4) - NATO Standardization Agency. (119mm size only)

Approved to BS EN12516-2

## Fitting Details

Example Shown : 895X/1190AXX



## Parts drawing

Part number: 895X/1190AXX

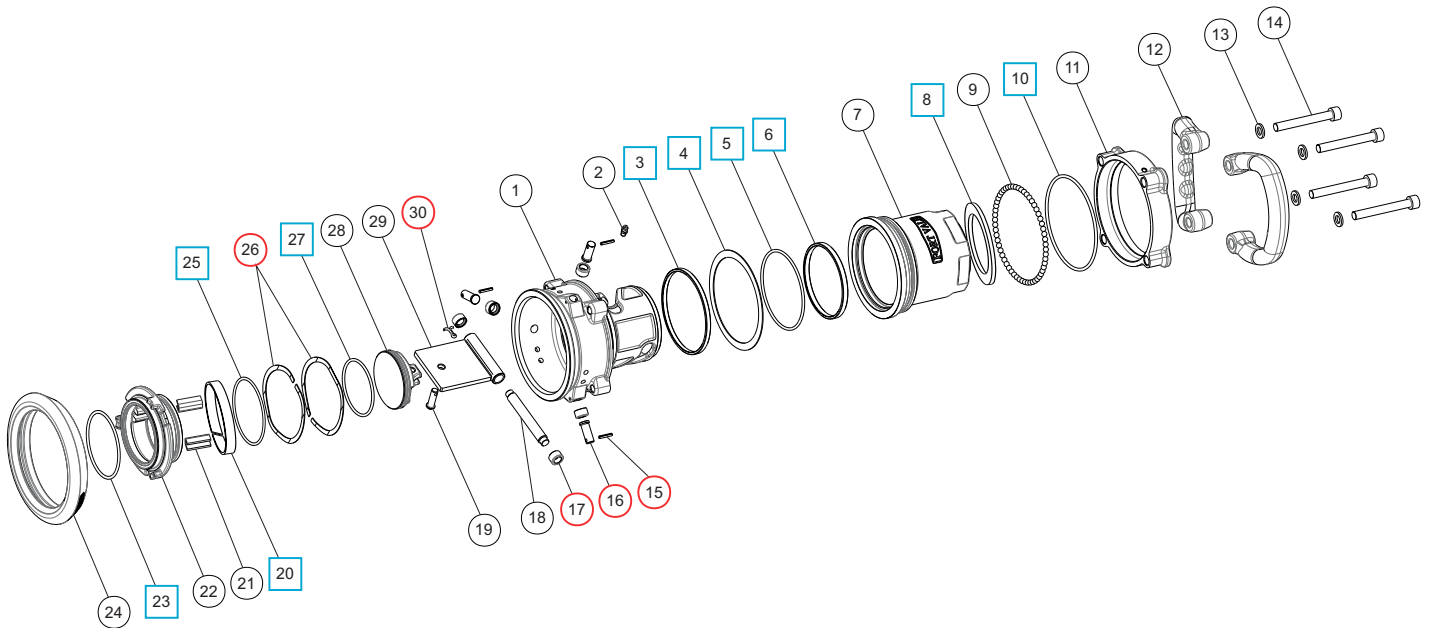


TABLE 1

Seal Material	Part No.
Butyl	ORB240BU
EPDM	ORB240EP
Kalrez	ORB240KO
Nitrile	ORB240N
Perfluoroelastomer	ORB240K2
Viton	5005-315

TABLE 2

Seal Material	Part No.
Butyl	ORB234BU
EPDM	ORB234EP
Kalrez	ORB234KO
Nitrile	ORB234N
Perfluoroelastomer	ORB234K2
Viton	5005-936

TABLE 3

Seal Material	Part No.
Butyl	ORB235BU
EPDM	ORB235EP
Kalrez	ORB235KO
Nitrile	5005-551
Perfluoroelastomer	ORB235K2
Viton	5005-551V

TABLE 4

Seal Material	Part No.
Butyl	ORB231BU
EPDM	ORB231EP
Kalrez	ORB231KO
Nitrile	ORB231N
Perfluoroelastomer	ORB231K2
Viton	5005-314

Item	Description	Part No.
1.	Cammed body	895/1192XX
2.	Grease nipple	5128-026
3.	Plain bearing	895/1198/3 <input type="checkbox"/> <input type="radio"/>
4.	Plain thrust bearing	895/1198/1 <input type="checkbox"/> <input type="radio"/>
5.	O ring	See Table 1 <input type="checkbox"/> <input type="radio"/>
6.	Plain bearing	895/1198 <input type="checkbox"/> <input type="radio"/>
7.	Swivel body	895/1191
8.	PTFE washer	10329P <input type="checkbox"/> <input type="radio"/>
9.	Ball bearing (58)	10143SS
10.	Viton O ring	5005-934 <input type="checkbox"/> <input type="radio"/>
11.	Bearing outer body	895/1194
12.	Plastic coated handle (2)	895/1199L
13.	M10 spring washer (4)	5113-029
14.	M10 cap head bolt (4)	5111-183
15.	Roll pin (3)	5128-002 <input type="radio"/>
16.	Roller spindle pin (3)	895/1197 <input type="radio"/>
17.	Roller (5)	895/1196 <input type="radio"/>
18.	Roller spindle	895/1195/6
19.	Clevis pin	895/1195/8
20.	Scarf cut bearing	895/1198/4 <input type="checkbox"/> <input type="radio"/>
21.	Slide strip (2)	895/1058/5
22.	Piston guide	895/1193
23.	O ring	See Table 2 <input type="checkbox"/> <input type="radio"/>
24.	Rubber buffer ring	895/1198/2
25.	O ring	See Table 3 <input type="checkbox"/> <input type="radio"/>
26.	Wavey washer (2)	5111-184 <input type="radio"/>
27.	O ring	See Table 4 <input type="checkbox"/> <input type="radio"/>
28.	Piston head	895/1195/1
29.	Piston plate	895/1195/4
30.	Split pin	5118-050 <input type="radio"/>

### SEAL KIT

Part number 895XSK/1190 contains all parts marked

### REPAIR KIT

Part number 895XRK/1190 contains all parts marked

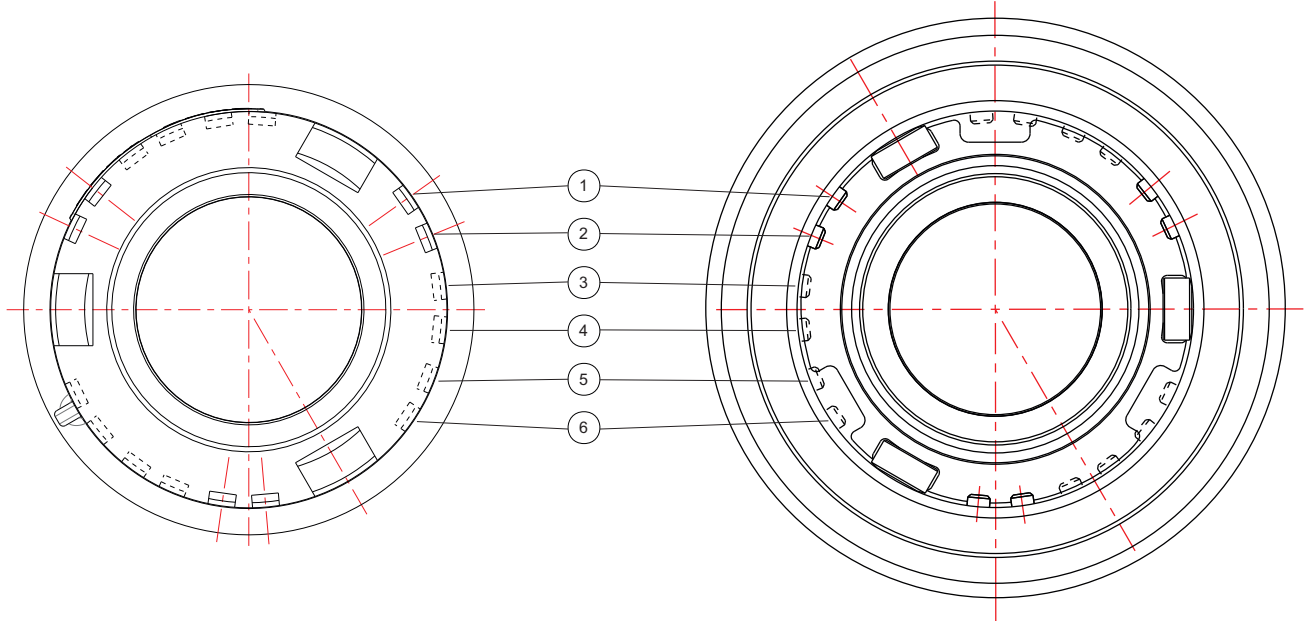
(X indicates variable seal material, see Tables 1-4  
eg. 895VSK/1190 indicates Viton seals throughout)



# Fort Vale “Drytyt” Selectivity System - 105mm & 119mm

Tank Unit - Part number : 376X/B050XXX - 105mm  
376X/B190XXX - 119mm

Hose Unit - Part number : 895X/1050XXX - 105mm  
895X/1190XXX - 119mm



Fort Vale 105mm and 119mm “Drytyt” couplings are available with 15 selectivity options from A to Q. See table below. When ordering, please add the chosen selectivity letter to the end of the part number eg. 376X/B050XQ  
895X/1050XQ

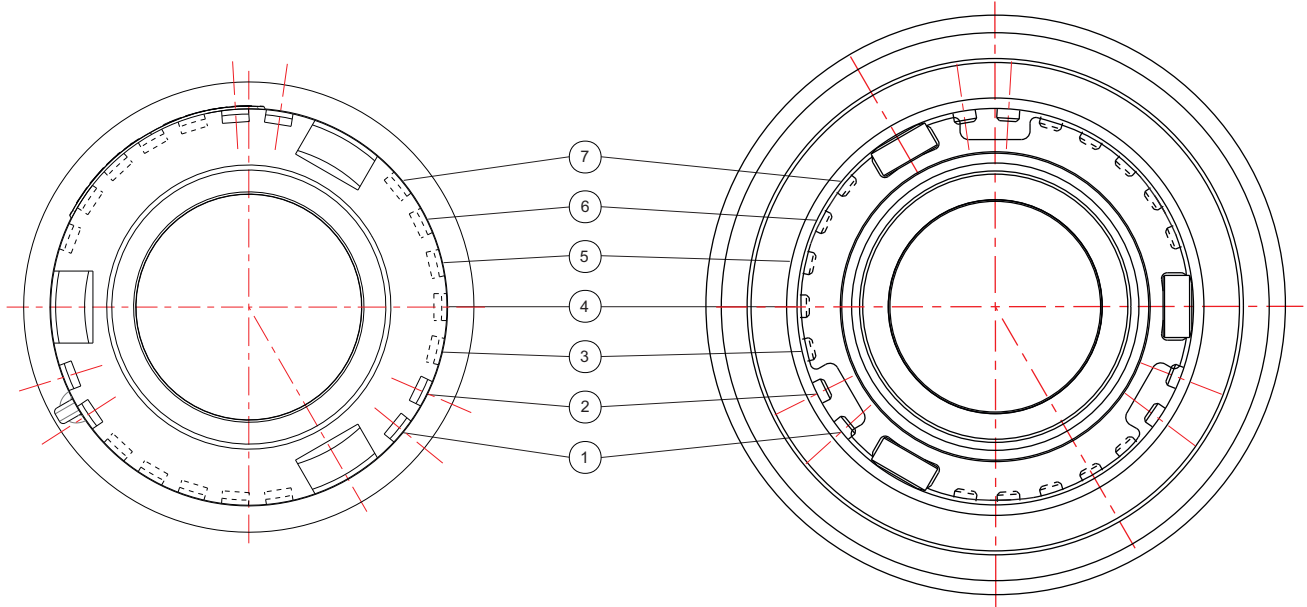
### 15 Position Selectivity

Selectivity Letter	A	B	C	D	E	F	G	H	J	K	L	M	N	P	Q
Pin & Slot Position	1+2	1+3	1+4	1+5	1+6	2+3	2+4	2+5	2+6	3+4	3+5	3+6	4+5	4+6	5+6

# Todo® Selectivity System - 105mm & 119mm

Tank Unit - Part number : 376X/B050XXX - 105mm  
376X/B190XXX - 119mm

Hose Unit - Part number : 895X/1050XXX - 105mm  
895X/1190XXX - 119mm



Fort Vale 105mm & 119mm “Drytyt” couplings are also available with 7 position selectivity and 21 position selectivity. (i.e. **Todo®**, **Mann-Tek®** & **Avery Hardoll®** compatible) See tables below.

When ordering, please add the chosen selectivity letter/number to the end of the part number e.g. 376X/B050X12  
895X/1050X12

### 7 Position Selectivity


1	2	3	4	5	6	7
---	---	---	---	---	---	---

### 21 Position Selectivity

12	13	14	15	16	17	23
24	25	26	27	34	35	36
37	45	46	47	56	57	67

**CAUTION** : You must check carefully when you connect the units because a hose unit with a single pin (from 7 position selectivity) will also fit a double slot tank unit (from 21 position selectivity).





Fort Vale "Drytyt" couplings are compatible & interchangeable with Todo®, Mann-Tek® & Avery Hardoll® units.

### Range

Part No.	Inlet Connection
376X/B640AXX	4" BSP inlet
376X/B640BXX	8 x Ø18.0 holes on a 180.0 PCD

### Seal Limitations

Seal Code	Seal Material	Seal Temp. Range
376B/	Butyl	-40°C to +150°C
376E/	EPDM	-40°C to +150°C
376F/	Fortyt	-40°C to +200°C
376K/	Kalrez	-15°C to +200°C
376N/	Nitrile	-30°C to +100°C
376P/	Perfluoroelastomer	-15°C to +200°C
376Q/	Viton A-FDA approved	-20°C to +200°C
376V/	Viton	-20°C to +200°C

164mm "Drytyt" Tank Unit - 4" BSP inlet; 164mm outlet. Firesafe designed with non-protruding poppet alleviates the need to use a spacer when mounting onto a secondary discharge valve. Manufactured in 316 stainless steel. A range of seal materials is available.

**Options** : Available in 56mm, 70mm, 105mm, 119mm, 164mm with threaded (BSP or NPSL) or flanged inlet. All industry standard selective positions available. Different materials and colour coding available. Specific branded Perfluoroelastomer seals available on request. Compatible pressure-tight stainless steel cap available for all outlet sizes (may be used as secondary/tertiary closure). Dust caps available.

### Specification

Weight	7.41 Kg *Note
Static Design Pressure (MAWP)	10.0 Barg (145 PSIG)
Hydraulic Test Pressure	16.0 Barg (232 PSIG)
Max. Design Temperature	200°C (392°F) **Note
Min. Design Temperature	-40°C (-40°F) **Note

**Note** : \*weight varies according to valve specification  
\*\*metal parts only, see seal limitations

Maximum Coupling Pressure is determined by the hose unit.

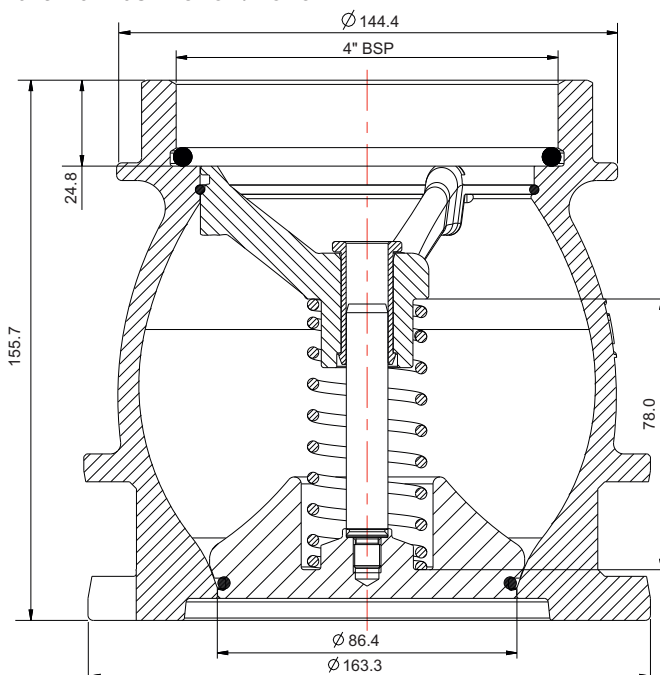
Approved to BS EN12516-2 & BS EN14432.

### Associated Parts

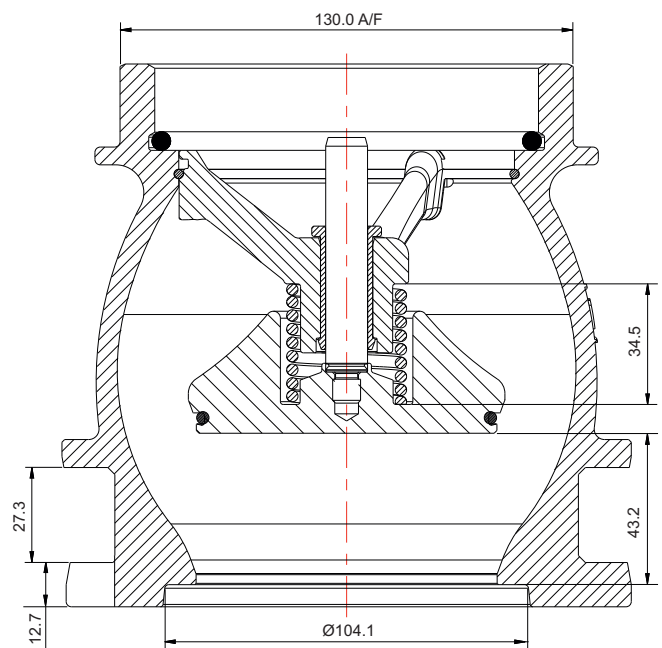
Part No.	Description
915/5490X	164mm pressure-tight cap, st/st
895X/1640AXX	164mm hose unit, threaded inlet

### Fitting Details

Part Number : 376X/B640AXX



CLOSED POSITION



OPEN POSITION

## Parts drawing

Part number : 376X/B640AXX

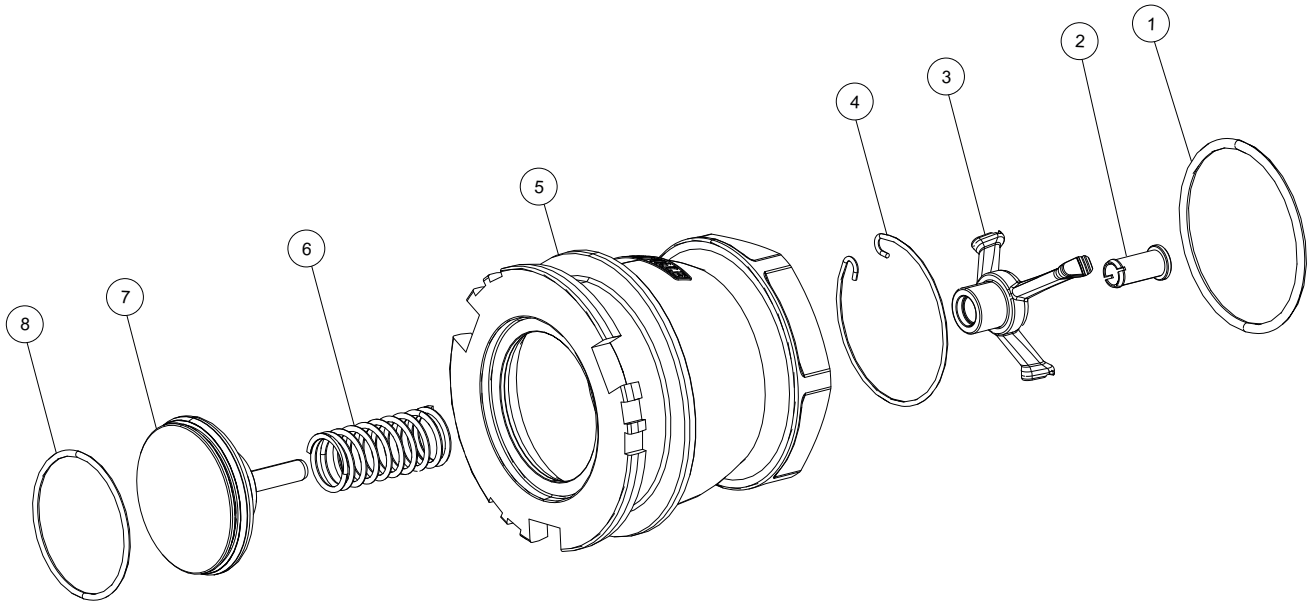


Table 1

Item	Description	Part number
1	PTFE O ring	ORB345P0
2	Guide bush	376/1642/2
3	Spider	376/B642
4	Snap ring	5120-072
5	164mm "Drytyt" coupler body <b>*See Note</b>	376/B641AXX
6	Poppet spring	5104-807
7	Poppet assembly	376/B643
8	Poppet O ring <b>*See Table 1</b>	5005-XXXX

Seal Material	Part No.
Butyl	5005-551B
EPDM	5005-551E
Fortyt	5005-551F
Kalrez	5005-551K
Nitrile	5005-551
Perfluoroelastomer	5005-551P
Viton A-FDA approved	5005-551VF
Viton	5005-551V

**Note :** Part number varies according to specification



Fort Vale "Drytyt" couplings are compatible & interchangeable with Todo®, Mann-Tek® & Avery Hardoll® units.

### Range

Part No.	Inlet Connection
895X/1640A00	4" BSP inlet

"X" is variable and designates seal material, see Table below.

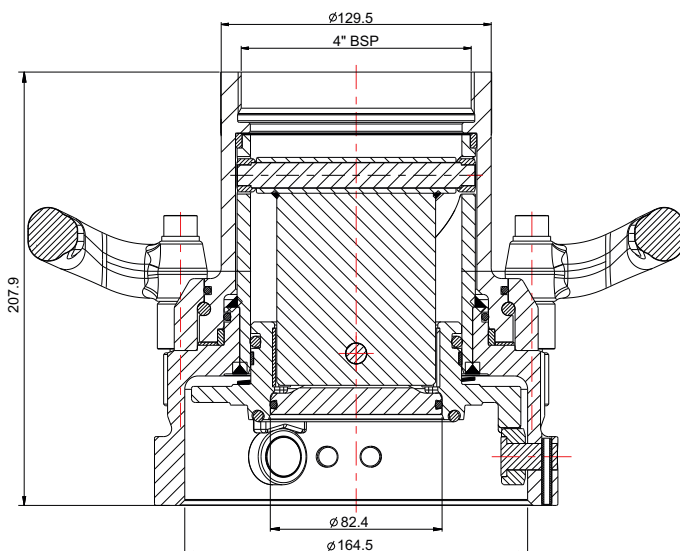
Seal Code	Seal Material	Seal Temp. Range
895B/	Butyl	-40°C to +150°C
895E/	EPDM	-40°C to +150°C
895K/	Kalrez	-15°C to +200°C
895N/	Nitrile	-30°C to +100°C
895P/	Perfluoroelastomer	-15°C to +200°C
895Q/	Viton A-FDA approved	-20°C to +200°C
895V/	Viton	-20°C to +200°C

### Associated Parts

Part No.	Description
376X/B640A00	164mm tank unit, threaded inlet
376X/B640B00	164mm tank unit, flanged inlet

### Fitting Details

Example Shown : 895X/1640AXX



164mm "Drytyt" Hose Unit - 4" BSP inlet with built-in swivel; 164mm outlet. Manufactured in 316 stainless steel. A range of seal materials is available.

**Options :** Available in 70mm, 105mm, 119mm, 164mm with a range of inlet connections. All industry standard selective positions are available. (See separate sheet COUP014 for details). Branded Perfluoroelastomer seals are available on request.

### Specification

Weight 16.71 Kg \*See Note

#### Design Condition - 1 (10.0 Barg)

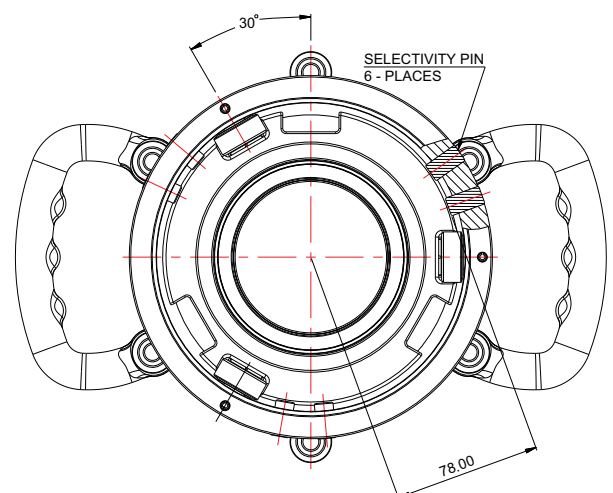
Maximum Coupling Pressure 4 Barg (58 PSIG)  
 Static Design Pressure (MAWP) 10 Barg (145 PSIG)  
 Hydraulic Test Pressure 15 Barg (217.5 PSIG)  
 Max. Design Temperature 200°C (392°F) \*\*Note  
 Min. Design Temperature -40°C (-40°F) \*\*Note

#### Design Condition - 2 (18.9 Barg)

Maximum Coupling Pressure 4 Barg (58 PSIG)  
 Static Design Pressure (MAWP) 18.9 Barg (274.1 PSIG)  
 Hydraulic Test Pressure 28.4 Barg (412 PSIG)  
 Max. Design Temperature 175°C (347°F) \*\*Note  
 Min. Design Temperature -40°C (-40°F) \*\*Note

**Note :** \*weight varies according to specification  
 \*\* metal parts only, see seal limitations

Approved to BS EN12516-2.



## Parts drawing

Part number: 895X/1640AXX

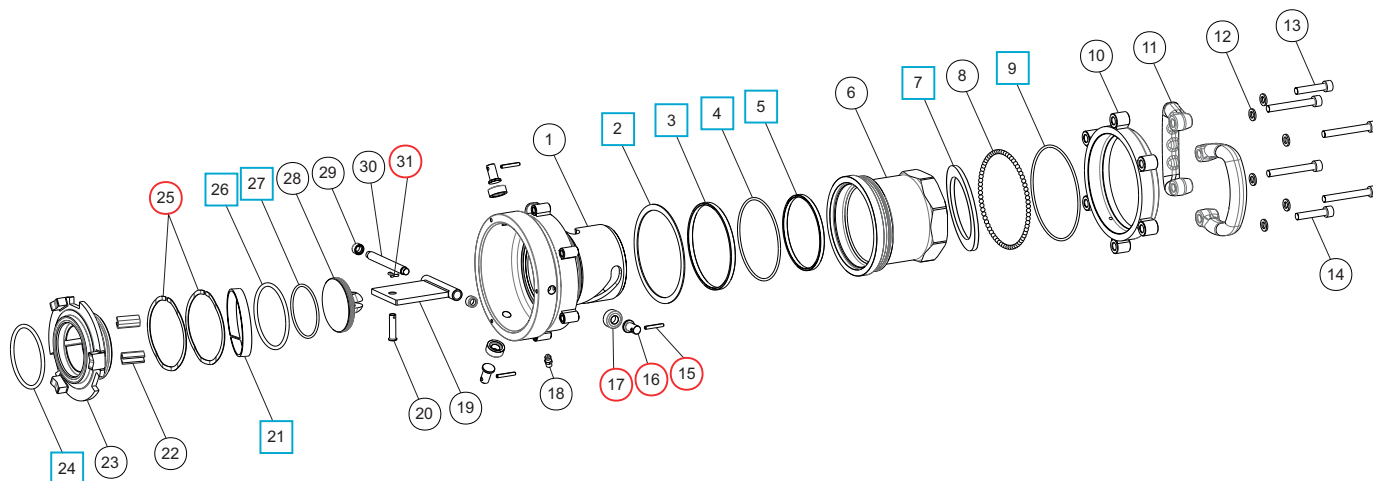


TABLE 1

Seal Material	Part No.
Butyl	ORB248BU
EPDM	ORB248EP
Kalrez	ORB248KO
Nitrile	ORB248N
Perfluoroelastomer	ORB248K2
Viton-FDA approved	ORB248VF
Viton	5005-958

TABLE 2

Seal Material	Part No.
Butyl	ORB341BU
EPDM	ORB341EP
Kalrez	ORB341KO
Nitrile	ORB341N
Perfluoroelastomer	ORB341K2
Viton-FDA approved	ORB341VF
Viton	5005-942

TABLE 3

Seal Material	Part No.
Butyl	ORB342BU
EPDM	ORB342EP
Kalrez	ORB342KO
Nitrile	ORB342N
Perfluoroelastomer	ORB342K2
Viton-FDA approved	ORN3425VF
Viton	5005-426V

TABLE 4

Seal Material	Part No.
Butyl	ORB234BU
EPDM	ORB234EP
Kalrez	ORB234KO
Nitrile	ORB234N
Perfluoroelastomer	ORB234K2
Viton-FDA approved	ORB234VF
Viton	5005-683V

Item	Description	Part No.
1.	Swivel body assembly	895/1642XX
2.	Plain thrust bearing	895/1648/1 <input type="checkbox"/> <input type="radio"/>
3.	Plain bearing	895/1648/3 <input type="checkbox"/> <input type="radio"/>
4.	O ring	See Table 1 <input type="checkbox"/> <input type="radio"/>
5.	Plain bearing	895/1648 <input type="checkbox"/> <input type="radio"/>
6.	Outer body	895/1641
7.	PTFE seal	10330P <input type="checkbox"/> <input type="radio"/>
8.	Ball bearing (70)	10143SS
9.	Viton O ring	5005-943 <input type="checkbox"/> <input type="radio"/>
10.	Bearing gland assembly	895/1644
11.	Plastic coated handle (2)	895/1199L
12.	M10 spring washer (6)	5113-029
13.	M10 x 80mm cap head bolt (4)	5111-183
14.	M10 x 40mm cap head bolt (2)	5111-187
15.	Roll pin (3)	5128-001 <input type="radio"/>
16.	Roller spindle pin (3)	895/1647 <input type="radio"/>
17.	Roller (3)	895/1646 <input type="radio"/>
18.	Grease nipple	5128-026
19.	Piston plate assembly	895/1645/4
20.	Clevis pin	895/1645/8
21.	Scarf cut bearing	895/1648/4 <input type="checkbox"/> <input type="radio"/>
22.	Slide strip (2)	895/1648/5
23.	Poppet housing	895/1643
24.	O ring	See Table 2 <input type="checkbox"/> <input type="radio"/>
25.	Wavey washer (2)	5111-192 <input type="radio"/>
26.	O ring	See Table 3 <input type="checkbox"/> <input type="radio"/>
27.	O ring	See Table 4 <input type="checkbox"/> <input type="radio"/>
28.	Poppet head	895/1645/1
29.	Roller (2)	895/1196
30.	Roller spindle	895/1645/6
31.	Split pin	5118-050 <input type="radio"/>

### SEAL KIT

Part number 895XSK/1640 contains all parts marked

### REPAIR KIT

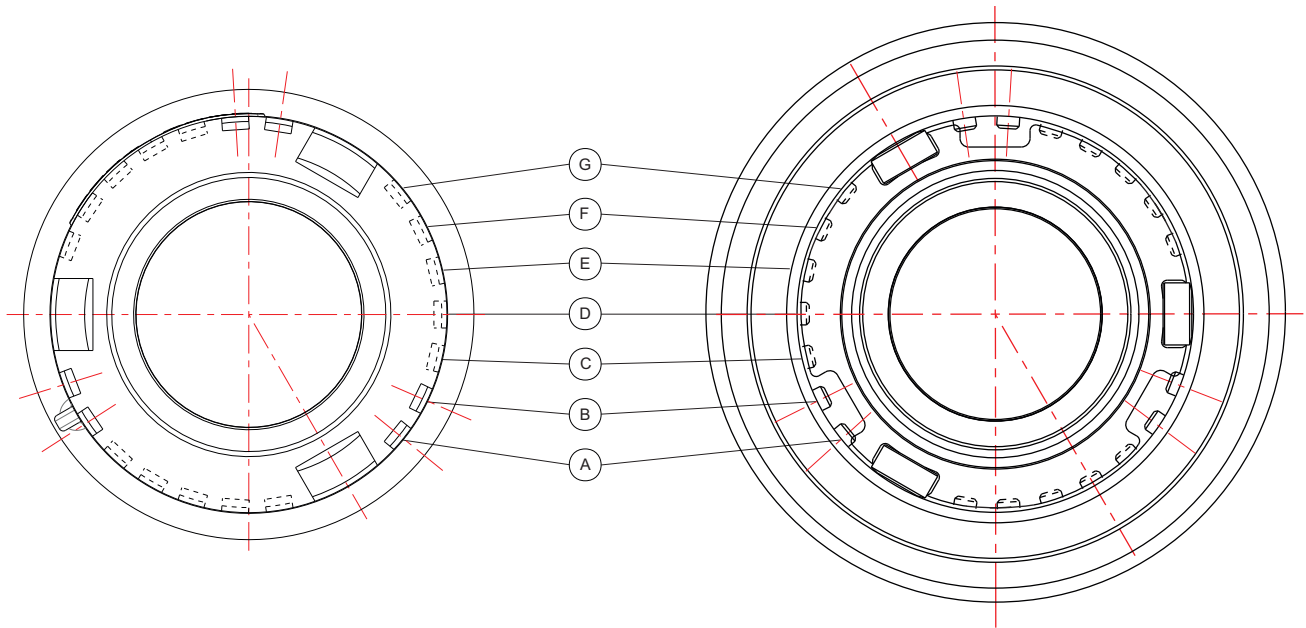
Part number 895XRK/1640 contains all parts marked

(X indicates variable seal material, see Tables 1-4  
eg. 895VSK/1640 indicates Viton seals throughout)

## Todo® Selectivity System - 164mm

Tank Unit - Part number : 376X/B640XXX

Hose Unit - Part number : 895X/1640XXX



Fort Vale 164mm “Drytyt” couplings are also available with 7 position selectivity and 21 position selectivity. (i.e. **Todo®**, **Mann-Tek®** & **Avery Hardoll®** compatible) See tables below.

When ordering, please add the chosen selectivity letter/number to the end of the part number e.g. 376X/B640XAB  
895X/1640XAB

### 7 Position Selectivity

A	B	C	D	E	F	G
---	---	---	---	---	---	---

### 21 Position Selectivity

AB	AC	AD	AE	AF	AG	BC
BD	BE	BF	BG	CD	CE	CF
CG	DE	DF	DG	EF	EG	FG

**CAUTION** : You must check carefully when you connect the units because a hose unit with a single pin (from 7 position selectivity) will also fit a double slot tank unit (from 21 position selectivity).







915/5470V depicted.

The pressure-tight cap can be used as a secondary or tertiary closure and is designed to safely release any build-up of pressure from the tank unit. It is firesafe designed and seals metal-to-metal when installed on the tank unit. In addition, the sealing plate O ring enables a gas-tight and liquid-tight seal. (\*\*exception applies, see Specification)

The cap is available to suit 56mm, 70mm, 105mm, 119mm & 164mm units and is compatible with the Fort Vale "Drytyt", Todo®, Mann-Tek® and Avery Hardoll® range of tank units. All caps are manufactured in stainless steel and a range of seal materials is available, dependant upon cargo and conditions. The cap design incorporates a chain point and a TIR or padlock hole for added security.

**Specification**

**70mm, 105mm, 119mm only**

Static Design Pressure (MAWP) 25.0 Barg (362.5 PSIG)  
Hydraulic Test Pressure 37.5 Barg (543.8 PSIG)

**164mm only**

Static Design Pressure (MAWP) 10.0 Barg (145.0 PSIG)  
Hydraulic Test Pressure 16.0 Barg (232.1 PSIG)

Max. Design Temperature 200°C (392°F) **Note**  
Min. Design Temperature -40°C (-40°F) **Note**

**Note** : Temperature applies to metal parts only, see seal limitations.

**\*\*Please note that the Fortyt O ring is liquid-tight but is not bubble-tight.**

Approved to BS EN12516-2 & BS EN14432.

**Range**

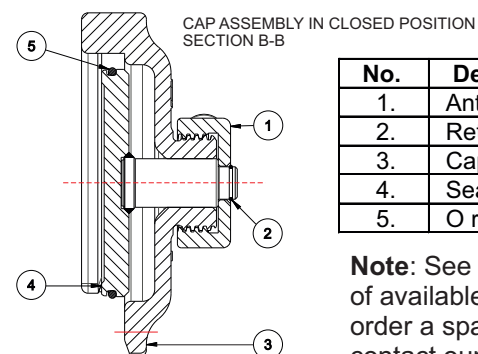
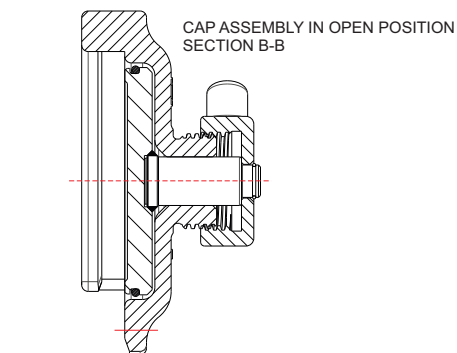
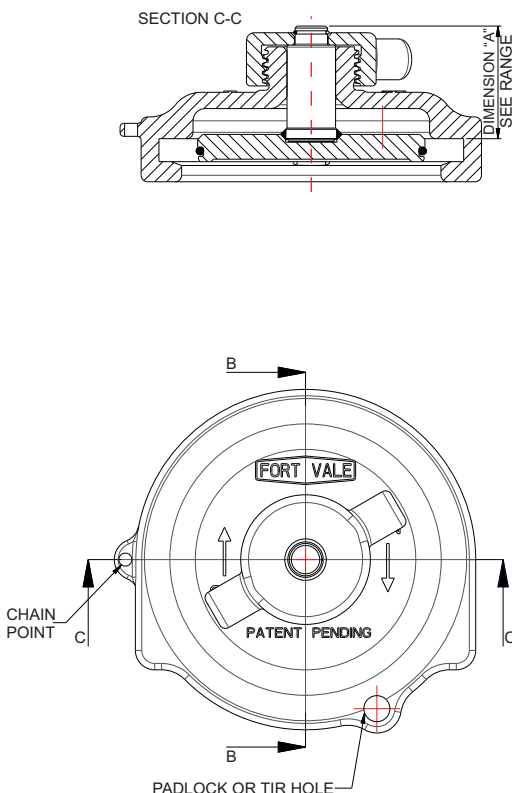
Part No.	Size	Weight	Dimension "A"
915/5410X	56mm	0.91 Kg	45.1 mm
915/5420X	70mm	1.07 Kg	42.1 mm
915/5480X	105mm	1.92 Kg	44.1 mm
915/5470X	119mm	2.33 Kg	44.1 mm
915/5490X	164mm	3.68 Kg	44.1 mm

"X" in Part No. indicates seal material, see Table below.

Seal Code	Seal Material	Seal Temp. Range
915/54XXB	Butyl	-40°C to +150°C
915/54XXE	EPDM	-40°C to +150°C
915/54XXF	Fortyt	-40°C to +200°C
915/54XXK	Kalrez	-15°C to +200°C
915/54XXN	Nitrile	-30°C to +100°C
915/54XXP	Perfluoroelastomer	-15°C to +200°C
915/54XXQ	Viton-FDA approved	-20°C to +200°C
915/54XXV	Viton	-20°C to +200°C

**Fitting Details**

Example shown : 915/5470X



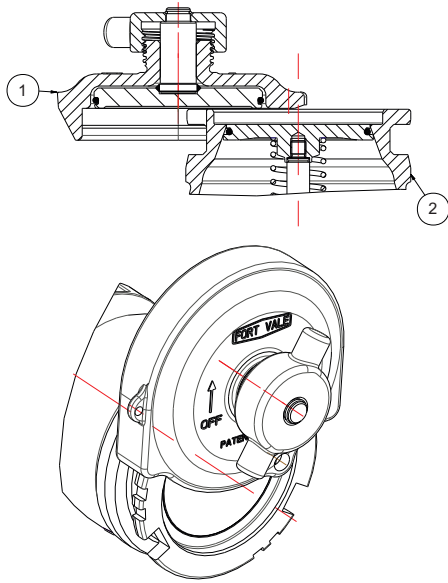
No.	Description
1.	Anti-galling top cap
2.	Retaining clip
3.	Cap body
4.	Sealing plate
5.	O ring (see Note)

**Note:** See Range for a list of available materials. To order a spare part, please contact our Sales Team.

## Operating Instructions



Example shown: 119mm pressure-tight cap ref. 915/5470X (1), and 119mm "Drytyt" tank unit ref. 376X/B190AXX (2).



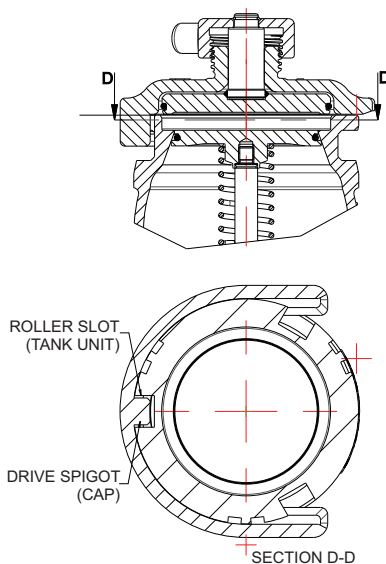
## TO INSTALL THE CAP ASSEMBLY

## STEP 1

With the top cap fully unscrewed and the sealing plate in its recess, slide the cap assembly onto the tank unit.

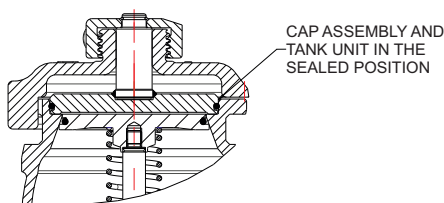
## STEP 2

Make sure that the drive spigot in the cap assembly engages into one of the roller slots on the tank unit.



## STEP 3

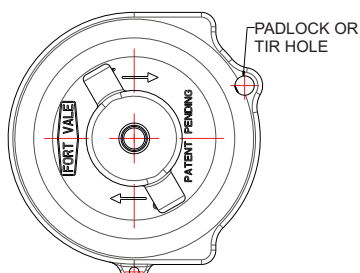
Tighten the top cap. The cap sealing face will move forward into the recess on the tank unit. The cap assembly and the tank unit will seal and the cap assembly will be locked.



## TO REMOVE THE CAP ASSEMBLY

**CAUTION:** Keep your face away from the cap.

With the cap assembly still installed on the tank unit, fully unscrew the top cap. Any build-up of pressure will now be safely released. Slide the cap assembly off the tank unit.







**Fort Vale UK**  
**Head Office & Manufacturing Plant**

Tel : +44 (0)1282 687120  
Fax : +44 (0)1282 687110  
Email : sales@fortvale.com

**Fort Vale USA**

Tel : +1 281 471 8100  
Fax : +1 281 471 8116  
Email : ussales@fortvale.com

**Fort Vale Netherlands**

Tel : +31 (0)180 483333  
Fax : +31 (0)180 410797  
Email : bvsales@fortvale.com

**Fort Vale Russian Federation**

Tel : +7 916 682 0947  
Email : rw@fortvale.ru

**Fort Vale P.R. China**

Tel : +86 21 6442 1367  
Fax : +86 21 6442 1376  
Email : cnsales@fortvale.com

**Fort Vale Singapore**

Tel : +65 6515 9950  
Fax : +65 6515 3034  
Email : sgsales@fortvale.com

**Fort Vale Australia**

Tel : +61 7 3310 4854  
Email : ausales@fortvale.com

[www.fortvale.com](http://www.fortvale.com)

All goods supplied will be subject to Fort Vale Engineering Ltd Terms and Conditions of Sale (Ref. FV4) which are available upon request, or may be viewed at [www.fortvale.com](http://www.fortvale.com).

Please note that this brochure and the contents herein remain the property of Fort Vale Engineering Limited.

This brochure may not be copied or reproduced, or the information contained herein divulged to any third party without the prior written permission of Fort Vale Engineering Limited.

Repair/refurbishment/resetting of Fort Vale valves may be carried out only by trained and authorised personnel. Fort Vale Engineering Limited shall not, in any circumstances, be liable for injuries, losses, expenses or damage, direct or consequential, sustained by the buyer or any person which may in any degree be attributable to the adoption, either by the buyer or any third party, of technical or other information, data or advice given on behalf of Fort Vale Engineering Limited or however otherwise caused in relation to the use of its products in accordance with Fort Vale Engineering Limited's recommendation.

The specifications included in this catalogue are intended to be generic and must be interpreted as equivalent or functionally equivalent. The identification of many items is facilitated by illustrations (photographs and line drawings). The mention of, or reference to specific companies, national standards, or trade names, including those that might appear on the photographs, is intended for illustration purposes only. It does not imply an endorsement, preference or availability of any specific standard, brand or supplier.

The data and information contained herein is being provided for information only and without responsibility, and Fort Vale Engineering Limited makes no representations or warranties, either expressed or implied, as to the accuracy, completeness, or fitness for a particular purpose. Fort Vale Engineering Limited does not accept any responsibility or liability with regard to the reliance on, or use of this data and information.

