

Specification

Nominal size

DN65

Tank connection

Flanged: 4 x 18mm slots on a 145.0mm/152.4mm min/max PCD. 1/4" BSP gauge connection

Set pressure

From 0.15 Bar to 5.15 Bar

Options

Finish: Corrosion-resistant paint on external surfaces to prevent damage from corrosive cargo vapour/splash

Materials

Body & pressure plate: PFA lined

Springs: Halar® lined

Pressure O ring: Fortyt

Alternatives are available, refer to the Design Options page

Design Conditions

| | |
|-------------------------|----------|
| Weight: | 5.7 Kg |
| Design Pressure (MAWP): | 6 Bar |
| Test Pressure: | 10.1 Bar |
| Design Temperature Min: | -55°C |
| Design Temperature Max: | 150°C |

NOTE: The working temperature of the pressure O ring can change the design temperature limits. The Design Conditions and Section View dimensions are for the specified part number only.

Design Codes

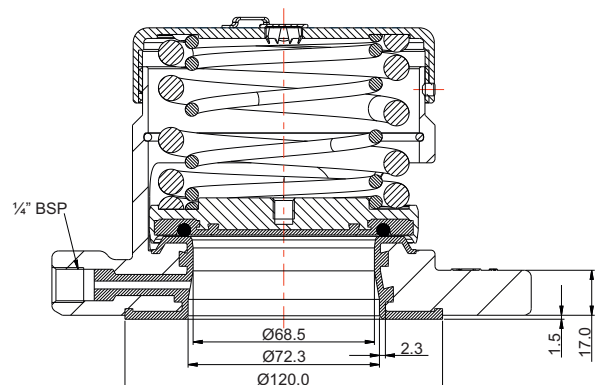
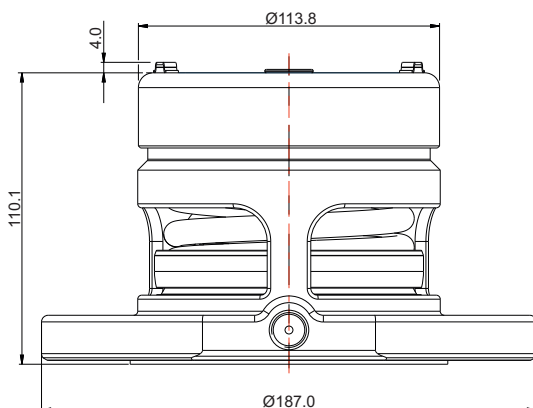
Design Approval by Lloyds Register of Shipping

WARNING: If you install an approved relief valve accessory item, e.g. a flame arrester, cowl, burst disc or baffle, it will decrease the air flow capacity of the relief valve. Thus, you must calculate again to make sure that the decreased air flow capacity will give sufficient protection to your vessel/system. Refer to Fort Vale for more information.

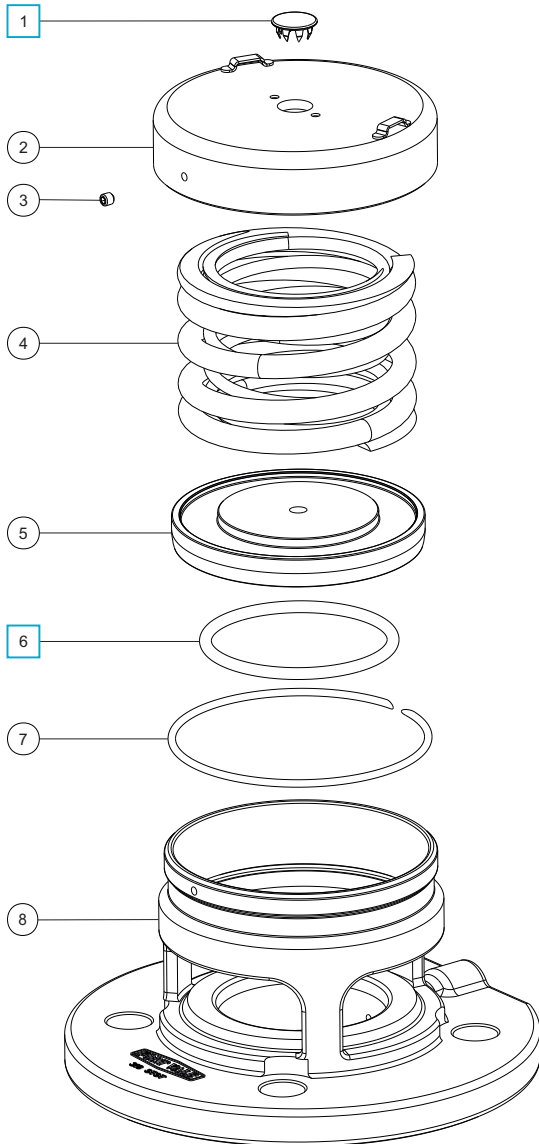
Related Parts

| Description | Part No. |
|--|------------|
| 0-7 Bar pressure gauge, brass internal parts | 921/07BBSP |
| 0-7 Bar pressure gauge, stainless steel internal parts | 920/07BBSP |
| Flame arrester *Warning | 176/2900 |
| M16 stud kit: 150 & 152.4 PCD | 311/3700 |
| M16 cap screw bolt kit: 145 & 146 PCD | 311/3785 |

Section View



Parts Drawing



Parts List

| Item | Description | Part No. |
|------|---------------------------------------|-----------------------------------|
| 1 | Stainless steel plug | 10978 <input type="checkbox"/> |
| 2 | Cap *Note | 1860/0046XXX |
| 3 | Anti-tamper screw | 5121-001 |
| 4 | Halar® coated springs *Note | 6104-XXXXX |
| 5 | PFA lined pressure plate *Note | 1860/PX58XXX |
| 6 | Fortyt pressure O ring | 5005-101 <input type="checkbox"/> |
| 7 | Retaining ring clip | 5120-067 |
| 8 | PFA lined body | 1860/06SLU |

NOTE: The valve specification changes the Part No.

Seal Kit

| Description | Part No. |
|---|----------|
| All parts marked <input type="checkbox"/> in the Parts List | 000/1PSK |